
VAUCANSON 1.4

TAF-KIT Documentation

ABOUT THIS DOCUMENT

The VAUCANSON platform is an on-going project of a free software platform dedicated to the manipulation of finite state automata, which started about ten years ago already. It is conducted at LTCI, Telecom ParisTech, IGM, University Paris-Est, and LRDE, EPITA, in Paris. The last version of the platform, coined VAUCANSON 1.4, is meant to be the last one of a first phase of this project.

This document describes a part of this version only, the TAF-KIT, and will serve as a user's manual for it. TAF-KIT will be the only documented part of VAUCANSON 1.4.

A second phase of the project, officially starting March 1st, 2011, is now engaged with the same partners together the team of Prof. Hsu-Chun Yen at the EE Department of the National Taiwan University in Taipeh. It will give rise to versions VAUCANSON 2.x.y, hopefully as soon as possible, and fully documented.

*J. S.
October 2011*

AUTHORING

The authors of the VAUCANSON platform are jointly represented as the VAUCANSON GROUP.

The permanents of this group are:

Alexandre Duret-Lutz, LRDE, EPITA, Paris	<code>Alexandre.Duret-Lutz@lrde.epita.fr</code>
Sylvain Lombardy, IGM, Université Paris Est Marne-la-Vallée,	<code>lombardy@univ-mlv.fr</code>
Jacques Sakarovitch, LTCI, CNRS / Telecom-ParisTech, Paris	<code>sakarovitch@enst.fr</code>

ACKNOWLEDGEMENTS

Since March 1st, 2011, the work on the VAUCANSON platform is supported by the Agence Nationale de la Recherche with the project ANR-10-INTB-0203

Table of contents

Introduction	5
0 Administrativa	7
0.1 Getting VAUCANSON 1.4	7
0.2 Licensing	7
0.3 Prerequisites	7
0.4 Building VAUCANSON	8
0.5 MacOSX specifics	8
1 Presentation of TAF-Kit	11
1.1 First contact	11
1.2 TAF-Kit organisation	14
1.2.1 Automata types	14
1.2.2 TAF-Kit instances	15
1.2.3 Command options	16
1.2.4 TAF-Kit's modus operandi	17
1.2.5 Automata repository and factory	18
2 Specification of options and IO functions	19
2.1 Simple options	19
2.1.1 Information options	19
2.1.2 Alphabet specification	20
2.1.3 Input and output formats	24
2.1.4 Benchmarking options	27
2.2 The writing of rational expressions	29
2.2.1 The definition of expressions	29
2.2.2 Parsing strings into expressions	31
2.2.3 Parser parametrization	34
2.3 TAF-Kit IO functions	39
2.3.0 Data file location	39
2.3.1 <code>data</code>	39
2.3.2 <code>cat</code>	39
2.3.3 <code>cat-E</code>	40
2.3.4 <code>display</code>	40
2.3.5 <code>edit</code>	40
3 Specification of functions on automata and rational expressions	44
3.1 General automata and rational expressions	46
3.1.1 Graph functions	47
3.1.2 Transformations of automata	48

3.1.3	Operations on automata	51
3.1.4	Operations on behaviour of automata	54
3.1.5	Automata and expressions; operations on expressions	55
3.2	Weighted automata and expressions over free monoids	58
3.2.1	Properties and transformations of automata	58
3.2.2	Behaviour of automata	62
3.2.3	From expressions to automata	63
3.2.4	Operations on automata	63
3.3	Automata and rational expressions on free monoids with weights in a field	68
3.3.1	Operations on automata	68
3.3.2	Operations on expressions	69
3.4	Boolean automata and rational expressions on free monoids	70
3.4.1	Operations on automata	70
3.4.2	Operations on the behaviour of automata	74
3.4.3	Operations on expressions	78
3.5	Weighted automata over a product of two free monoids	80
3.5.1	Transformations of transducers	80
3.5.2	Operations on transducers	84
3.5.3	Operations on behaviours of transducers	87
3.6	Weighted automata on free monoids over alphabets of pairs	88
3.6.1	Transformations of automata	88
	Bibliography	89
	Index	91
A	Automata repository and factory	94
A.1	\mathbb{B} -automata	94
A.1.1	Repository	94
A.1.2	Factory	95
A.2	\mathbb{Z} -automata	96
A.2.1	Repository	96
A.3	\mathbb{Z}_{\min} -automata	98
A.3.1	Repository	98
A.4	\mathbb{Z}_{\max} -automata	99
A.4.1	Repository	99
A.5	\mathbb{B} -fmp-transducers	99
A.5.1	Repository	99
A.5.2	Factory	99

B	Algorithm specification, description and discussion	101
B.1	General automata and rational expressions functions	101
B.1.1	Graph functions	101
B.1.2	Transformations of automata	101
B.1.3	Operations on automata	103
B.1.4	From automata to expressions	105
B.2	Weighted automata and rational expressions over free monoids	106
B.2.2	Behaviour of automata	106
B.3	Automata and rational expressions on free monoids with weights in a field . .	107
B.3.1	Operations on automata	107
B.5	Weighted automata over a product of two free monoids	108
B.5.2	Operations on transducers	108

Introduction

VAUCANSON is a free software platform dedicated to the manipulation of finite state automata. Here, ‘finite state automata’ is to be understood in the broadest sense: VAUCANSON supports *weighted* automata over a free monoid, and even *weighted* automata on some *non-free monoids* (currently only automata on products of two free monoids— also known as *transducers*—are supported).

The platform consists in a few components:

The Vaucanson library is a C++ library that implements objects for automata, rational expressions, as well as algorithms on these objects. This library is generic, in the sense that it makes it possible to write an algorithm once and apply it to different types of automata. However this genericity is achieved in a way that should not cause any slowdown at runtime: because the type of the automaton manipulated is known at compile time, compiling an algorithm will generate code that is almost as efficient as an algorithm written specifically for this type of automaton.

TAF-Kit is a command-line interface to the library that allows user to execute VAUCANSON’s algorithms without any knowledge of C++. Because the VAUCANSON library needs to know the type of automata at compile time, the TAF-KIT interface has been instantiated for a predefined set of common automaton types.

TAF-KIT does not allow to write new algorithms nor to manipulate new types of automata, but it makes it possible to combine without efforts a large set of algorithms on common automata types.

A repository of automata that shows examples of automata of various types, and also contains programs, called *automata-factory*, which create parametrized families of automata.

It is coupled with some other modules:

An XML format for automata and expressions, called FSM XML. This format aims at being an interchange format for automata and thus at making possible, and hopefully easy, the communication between various programs that input or output automata. So far, this format is used as the normal, and default, input and output format for TAF-KIT.

A graphic user interface called VGI, especially dedicated to VAUCANSON is under development at the EE Department of the National Taiwan University in Taipei. It will allow to describe automata and to visualize the result of operation on automata in a graphical way. All functions defined in TAF-KIT will be called via the menu of VGI.

Ideally, a user's manual for VAUCANSON should document all of these components. We decided not to do so, not so much because it is a lot of work, but also as this work would not be so useful.

After several years of hard and complex developments, the evolution and progress of the VAUCANSON platform are now stuck and we have reached the conclusion that we have to undertake a thorough revision of the VAUCANSON library that will most probably change its interface and the one of the associated API. These new developments will give rise to a new series of versions of VAUCANSON, coined VAUCANSON 2.x.

However, we want to have a version of the platform that will serve as a landmark for both functionalities and performance of the first phase of VAUCANSON. It will be coined VAUCANSON 1.4. Moreover, there will be a TAF-KIT for the future versions of VAUCANSON, its functionalities will include all those of the present one, and its interface will essentially be the same as the TAF-KIT of VAUCANSON 1.4. TAF-KIT 1.4 will be the only documented part of VAUCANSON 1.4.

A beta version of VAUCANSON 1.4 has been presented at the FSMNLP 2011 Conference, held in Blois, France, from July 12 to July 15 2011. All users are encouraged to send us remarks, comments, and bug reports. We shall make our possible to take them into account in the minor revisions that will be made to VAUCANSON 1.4 until the release of VAUCANSON 2.0.

Chapter 0

Administrativia

0.1 Getting Vaucanson 1.4

The version 1.4 of the VAUCANSON platform can be downloaded from <http://www.lrde.epita.fr/cgi-bin/twiki/view/Vaucanson/Vaucanson1.4>

Other previous versions of the VAUCANSON platform can be downloaded from <http://vaucanson.lrde.epita.fr/>

Please note this manual is not meant to be backward compatible with VAUCANSON versions prior to 1.4.

0.2 Licensing

VAUCANSON 1.4 is a free software released under the GNU General Public Licence version 2. If you are unfamiliar with this license, please refer to <http://www.gnu.org/licenses/gpl-2.0.txt> (a copy of this license is included in each copy of VAUCANSON in the file *COPYING*).

Beware that the license for the next versions of VAUCANSON will probably be different (although VAUCANSON will stay an open and free software).

0.3 Prerequisites

C++ compiler G++ 4.x where $x < 5$.

XML The XML I/O system is based on the use of the Apache Xerces C++ library version 2.7+ (<http://apache.org/xerces-c/>). (On Ubuntu/Debian, install the following packages: `libxerces27` and `libxerces28-dev`, or `libxerces28` and `libxerces28-dev`).

Boost Boost provides free peer-reviewed portable C++ source libraries (On Ubuntu/Debian, install the following packages: `libboost-dev`, `libboost-serialization-dev`, `libboost-graph`, `libboost-graph-dev`). VAUCANSON is compatible with Boost versions ≥ 1.34 . It shall be noted that with Boost 1.44, a special flag must be given to the compiler through the configure file: `CPPFLAGS='-DBOOST_SPIRIT_USE_OLD_NAMESPACE'`.

Ncurses needed for building TAF-KIT (On Ubuntu/Debian, install the following packages: `libncurses5`, `libncurses-dev`).

Graphviz The display of automata is made using AT&T **GraphViz** application (On Ubuntu/Debian, install the following package: **graphviz**).

0.4 Building Vaucanson

Detailed information is provided in both `INSTALL` and `doc/README.txt` files. The following installation commands will install `VAUCANSON` in `'/usr/local'`.

```
$ cd vaucanson-1.4
$ ./configure
$ make
$ sudo make install
```

Depending on your architecture, both **Boost** and **Xerces** might be located in non-standard directories. If you are unsure of the location of your libraries, you may type in your shell:

```
$ whereis boost
```

These commands will return the paths to **Boost** headers. You can then specify this directories to the `configure` file through the use of two environment variables: `CPPFLAGS` for the header files and `LDFLAGS` for the library files. For instance, if your **Boost** headers are located in `'/usr/user_name/home/my_path_to_boost/include'` and its library files in `'/usr/user_name/home/my_path_to_boost/lib'` you will use the following configure line:

```
$ ./configure CPPFLAGS='-I/usr/user_name/home/my_path_to_boost/include'
LDFLAGS='/usr/user_name/home/my_path_to_boost/lib'
```

If `VAUCANSON` is not installed but simply compiled it, the `TAF-KIT` binaries are to be found in the directory `'vaucanson-1.4/taf-kit/tests/'` (This directory contains wrappers around the real `TAF-KIT` programs from `'vaucanson-1.4/taf-kit/src/'` that enable them to run locally).

0.5 MacOSX specifics

The installation process of `VAUCANSON` and its dependencies on MacOSX is less straightforward than onto other Linux systems.

First, the MacOSX system should be up-to-date before going through the rest of the installation process.

Second, the `macports` software will be used to get all the prerequisites and should be installed first on the computer (see <http://www.macports.org/>). A complete guide to its installation is available from <http://guide.macports.org/>. If `macports` is already installed, it should be made up-to date by synchronising the local port tree with the global `macports` ports by the following command.

```
$ sudo port selfupdate
```


Three libraries are to be installed in order to build VAUCANSON (see Prerequisite for details): Boost, Xerces, and Ncurses.

```
$ sudo port install ncurses
...
$ sudo port install boost
...
$ sudo port install xercesc
...
$
```

Note that executing each of these commands may take a while (especially when installing Boost). By default, `macports` will install each of these three libraries in the `/opt/local` directory, which is not standard with respect to the Unix organisation. In order to build VAUCANSON, this directory is therefore to be specified to the `configure` command by the following options:

```
$ ./configure CPPFLAGS='-I/opt/local/include' LDFLAGS='-L/opt/local/lib'
```

Moreover, if the installed version of Boost is greater than or equal to 1.44 it is necessary to add another option to the `configure` command:

```
$ ./configure CPPFLAGS='-I/opt/local/include -DBOOST_SPIRIT_USE_OLD_NAMESPACE'
LDFLAGS='-L/opt/local/lib'
```

The installation is then to be completed by the classical two lines:

```
$ make
$ sudo make install
```

The `Graphviz` application, which is used to displaying automata while looking for a dedicated graphic interface, is normally launched in an X11 window. It is to be acknowledged that the call of `Graphviz` by TAF-KIT is not well tuned and that the output is rather poor. It is not too difficult however for Mac users to get a rendering of automata of much better quality (*cf.* Figure 1). This can be done in three steps.

First download the `Graphviz` application for Mac from www.pixelglow.com/graphviz/. Although already old and outdated by the 2.xx versions, the 1.13 (v16) version is recommended as the settings is easier to handle in that version. Complete the installation by putting the `Graphviz.app` folder in the `Applications` folder.

Second, write the following script in a file called `dotty`:

```
#!/bin/sh
if [ "x$1" = x- ]; then
  cat >/tmp/tmpdotty$$dot
  open -W -a Graphviz /tmp/tmpdotty$$dot
  rm -f /tmp/tmpdotty$$dot
else
  open -W -a Graphviz "$1"
fi
```

Finally, make this file executable, store it in a folder, and put the full name of this folder in the PATH variable before `/usr/local/bin:` and `/usr/X11/bin:`. The appearance of the automata will be determined by fixing the settings in the interface.

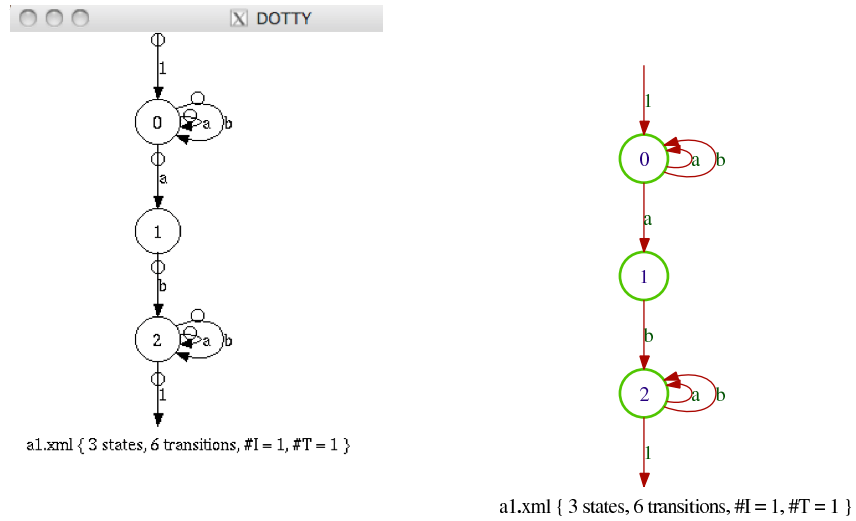


Figure 1: Two versions of the Graphviz application

Chapter 1

Presentation of TAF-Kit

TAF-KIT stands for *Typed Automata Function Kit*; it is a *command-line interface* to VAUCANSON. As stated in the introduction, the VAUCANSON platform is dedicated to the computation of, and with, finite automata, where ‘finite automata’ means *weighted automata over a priori arbitrary monoids*.

In the static generic programming paradigm used in the VAUCANSON library, the *types* of the automata that are treated have to be known at compile time. TAF-KIT, which is a set of programs that should be called from the `shell` and that can be used to chain operations on automata, has therefore been compiled for several predefined types of automata. It thus allows to use *already programmed* functions on automata of *predefined types*. TAF-KIT gives a *restricted access* to VAUCANSON functionalities, but it is a *direct access*, without any need of programming skill. A basic familiarity with Unix command syntax only is sufficient to make use of TAF-KIT.

In this chapter, we first give a series of examples of commands in the case of ‘classical automata’. We then present the overall organisation of TAF-KIT, with the list of possible instances and options. The following section describes the syntax of options that help define the behaviour of the commands whereas the fourth section describes the syntax of rational (that is, regular) expressions within VAUCANSON. The final section lists the input-output commands of TAF-KIT; all other commands are presented in the next chapter.

1.1 First contact

Let us first suppose that VAUCANSON is fully installed (as explained in Section 0.4).¹ Any of the following commands could be typed and their results observed.

We describe now (some of) the functions of the instance of TAF-KIT which deals with ‘classical automata’, that is, *Boolean automata* over a free monoid whose generators are *characters*. These functions are called by the `vcsn-char-b` command.

To begin with, we have to deal with an automaton of the correct type. There are several means to build or define such an automaton, but the most direct way is to use one of those

¹If VAUCANSON is only compiled without being installed, one should first go to the ‘`vaucanson-1.4/taf-kit/tests/`’ directory by a `cd` command, and type ‘`./vcsn-char-b`’ instead of ‘`vcsn-char-b`’ for each of the following commands.

whose definition comes with TAF-KIT. We choose the automaton \mathcal{A}_1 shown at Figure 1.2 and whose description is contained in the XML file ‘a1.xml’.

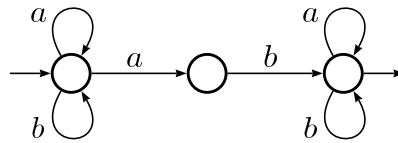


Figure 1.1: The Boolean automaton \mathcal{A}_1 over $\{a, b\}^*$.

The first command `data` will just make sure that TAF-KIT knows about this automaton. It will display the number of states, transitions, initial states, and final states of \mathcal{A}_1 .

```
$ vcsn-char-b data a1.xml
States: 3
Transitions: 6
Initial states: 1
Final states: 1
```

This automaton ‘a1.xml’ can also be displayed with the command `display`:²

```
$ vcsn-char-b display a1.xml
```

The displayed automaton won’t have a layout as pretty as in Figure 1.2, but it represents the same automaton nonetheless.

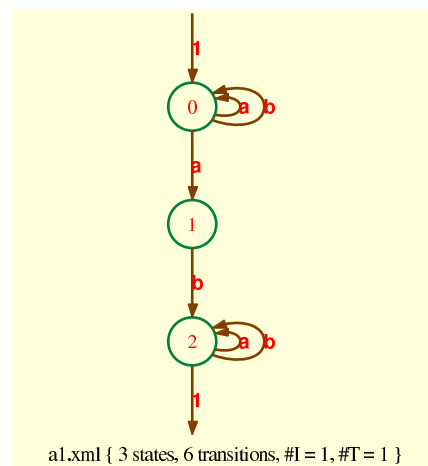


Figure 1.2: Result of the command `vcsn-char-b display a1.xml`

The command `aut-to-exp` outputs a rational expression which denotes the language accepted by \mathcal{A}_1 . The command `eval` tells whether a word belongs to that language (answer with `1` = yes, or `0` = no). This is not to be confused with a function with a Boolean answer... *cf.* Section 2.1.3.5.

²If the `GraphViz` package is installed (see Section 0.3).

```

$ vcsn-char-b aut-to-exp a1.xml
(a+b)*.a.b.(a+b)*
$ vcsn-char-b eval a1.xml 'babab'
1

```

The automaton \mathcal{A}_1 is not deterministic and the `determinize` command will compute its determinisation. As most TAF-KIT commands, `determinize` produces its output (an XML file representing the automaton) on the standard output, an event which would hardly be of interest. The normal usage is to divert the output by means of a `shell` redirection to a file for subsequent computation with other commands.

```

$ vcsn-char-b determinize a1.xml > a1det.xml
$ vcsn-char-b data a1det.xml
States: 4
Transitions: 8
Initial states: 1
Final states: 2
$ vcsn-char-b display a1det.xml

```

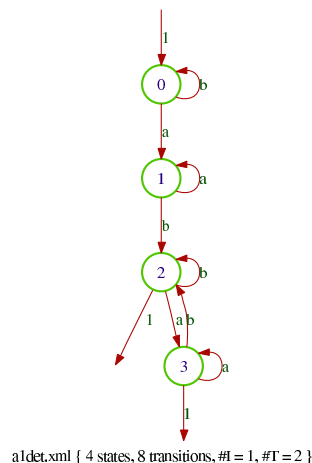


Figure 1.3: The determinisation of `a1.xml`

The file `'a1det.xml'` has been created into the current directory while `'a1.xml'` is a file that is predefined in VAUCANSON's predefined automata repository. We can call the command `data` on either files using the same syntax because TAF-KIT will look for automata in both places.

In the pure Unix tradition, we can of course chain commands with pipes. For instance, the above two commands could be rewritten as:

```

$ vcsn-char-b determinize a1.xml | vcsn-char-b data -
States: 4
Transitions: 8
Initial states: 1
Final states: 2

```

where ‘-’ stands for ‘*read from standard input*’.

TAF-KIT actually supports a more efficient way of chaining commands: the *internal pipe*. It is called *internal* because the pipe logic is taken care of by TAF-KIT itself, and not using a Unix pipe at all: the commands are simply serialized in the same process, using the automata object created by the previous one. It is more efficient because the automaton does not have to be converted into an XML file for output, and then parsed back as input of the next command in the chain. Here is how the above command would look using an *internal pipe*; notice how the ‘|’ symbol is protected from its evaluation by the shell.

```
$ vcsn-char-b determinize a1.xml \| data -  
States: 4  
Transitions: 8  
Initial states: 1  
Final states: 2
```

In the above command, ‘-’ does not designate the standard input, it denotes *the result of the previous command*.

1.2 TAF-Kit organisation

TAF-KIT is indeed *one program*, and this same program is *compiled* for different types of automata. The result of each compilation yields a command (with a distinct name) which can be called from the shell. As we have seen in the preceding examples, every such command essentially takes two arguments: the first one determines a function and the second one an automaton which is the operand for the function.

1.2.1 Automata types

A (finite) automaton is a (finite) directed graph, labelled by *polynomials* in $\mathbb{K}\langle M \rangle$, that is, by (finite) *linear combinations* of elements of a *monoid* M with coefficients in a *semiring* \mathbb{K} . The *type of an automaton* is thus entirely determined (in VAUCANSON 1.4)³ by the specification of \mathbb{K} and of the type of M .

1.2.1.1 Semirings

The semirings that are instantiated in TAF-KIT 1.4 are shown in Table 1.1. All these semirings are ‘numerical’ in the sense their elements are implemented as numbers, but for the rationals: `float` for \mathbb{R} , `bool` for \mathbb{B} , `int` for the others. The rationals are pairs of integers and implemented as pairs of an `int` and an `unsigned`. They all are *commutative* semirings.

1.2.1.2 Monoids

The monoids instantiated in TAF-KIT 1.4 are the *free monoids* and the *direct products of (two) free monoids*. A free monoid is completely determined by the set of generators, called

³We add this precision as in the next version VAUCANSON 2, the ‘kind’ of labels will also be a criterion in the definition of the (programming) type of an automaton.

semiring	mathematical symbol	suffix in TAF-KIT
Boolean semiring	$\mathbb{B} = \langle \mathbb{B}, \vee, \wedge \rangle$	'-b'
ring of integers	$\mathbb{Z} = \langle \mathbb{Z}, +, \times \rangle$	'-z'
field of reals	$\mathbb{R} = \langle \mathbb{R}, +, \times \rangle$	'-r'
field of rationals	$\mathbb{Q} = \langle \mathbb{Q}, +, \times \rangle$	'-q'
two element field	$\mathbb{F}_2 = \langle \{0, 1\}, +, \times \rangle$ (with $1 + 1 = 0$)	'-f2'
min-tropical semiring	$\mathbb{Z}_{\min} = \langle \mathbb{Z}, \min, + \rangle$	'-zmin'
max-tropical semiring	$\mathbb{Z}_{\max} = \langle \mathbb{Z}, \max, + \rangle$	'-zmax'

Table 1.1: The semirings implemented in VAUCANSON TAF-KIT 1.4

alphabet. At compile time however, it is not necessary to know the alphabet itself: the *type* of its elements, the *letters*, will suffice. Thus, for TAF-KIT, the type of letters of one alphabet for a free monoid, of two alphabets for a direct product of two free monoids has to be defined. In TAF-KIT 1.4, the following types of letters are considered:

1. the *simple* letters, which may be *characters*: `char`, or *integers*: `int`;
2. *pairs* of simple letters.

The combinations that are instantiated in TAF-KIT 1.4 is shown in Table 1.2.

letter types	free monoids	free monoid products
characters	<code>char</code>	<code>char-fmp</code>
integers	<code>int</code>	<code>int-fmp</code>
pair of characters	<code>char-char</code>	
pair of integers	<code>int-int</code>	
pair of character and integer	<code>char-int</code>	

Table 1.2: The monoids implemented in VAUCANSON TAF-KIT 1.4

1.2.2 TAF-Kit instances

As the consequence of the preceding subsection, the type of an automaton is determined by the following three data:

1. the type of the weight semiring;
2. the fact that the monoid is either a free monoid or a product of two free monoids.
3. the type of the letters that generate the free monoid(s).

Not all possible combinations derived from the types of semiring and free monoid listed above are instantiated (it would amount to over 70 possibilities — even if one restricts oneself to the same type for the input and output monoids in transducers). In VAUCANSON 1.4, ‘only’ 18 combinations are instantiated; Table 1.3 shows these instances, their names (that is, how they should be called from the `shell`), and the type of automata they allow to work with.

program name	automaton type	alphabet type	weight semiring
vcsn-char-b	automata	characters	$\langle \mathbb{B}, \vee, \wedge \rangle$
vcsn-int-b	automata	integers	$\langle \mathbb{B}, \vee, \wedge \rangle$
vcsn-char-char-b	automata	pairs of characters	$\langle \mathbb{B}, \vee, \wedge \rangle$
vcsn-char-int-b	automata	pairs of character and integer	$\langle \mathbb{B}, \vee, \wedge \rangle$
vcsn-int-int-b	automata	pairs of integers	$\langle \mathbb{B}, \vee, \wedge \rangle$
vcsn-char-z	automata	characters	$\langle \mathbb{Z}, +, \times \rangle$
vcsn-int-z	automata	integers	$\langle \mathbb{Z}, +, \times \rangle$
vcsn-char-char-z	automata	pairs of characters	$\langle \mathbb{Z}, +, \times \rangle$
vcsn-int-int-z	automata	pairs of integers	$\langle \mathbb{Z}, +, \times \rangle$
vcsn-char-zmax	automata	characters	$\langle \mathbb{Z}, \max, + \rangle$
vcsn-char-zmin	automata	characters	$\langle \mathbb{Z}, \min, + \rangle$
vcsn-char-r	automata	characters	$\langle \mathbb{R}, +, \times \rangle$
vcsn-char-q	automata	characters	$\langle \mathbb{Q}, +, \times \rangle$
vcsn-char-f2	automata	characters	$\langle \mathbb{F}_2, +, \times \rangle$
vcsn-char-fmp-b	transducers	characters	$\langle \mathbb{B}, \vee, \wedge \rangle$
vcsn-char-fmp-z	transducers	characters	$\langle \mathbb{Z}, +, \times \rangle$
vcsn-int-fmp-b	transducers	integers	$\langle \mathbb{B}, \vee, \wedge \rangle$
vcsn-int-fmp-z	transducers	integers	$\langle \mathbb{Z}, +, \times \rangle$

Table 1.3: The TAF-KIT instances in VAUCANSON 1.4

The first part of the table shows *Boolean* automata. The first instance, where the letters are characters, corresponds to *classical* automata and has been used in the ‘First contact section’. The next instance handles Boolean automata whose letters are integers; the three others support alphabets of pairs. All of these are called Boolean automata because each word is associated with a Boolean *weight*: either the word is accepted and its weight is *true*, or it is not and its weight is *false*.

The instances for weighted automata are listed in the second part of Table 1.3. The first four instances work with automata with weights in the ring of integers, and over free monoids with different types of generators, the next five work with automata over a free monoid of characters and with weights in different semirings. The third part shows the transducers, instantiated in VAUCANSON 1.4; they are called *fmp-transducers*, where *fmp* stands for *free monoid products*.⁴

1.2.3 Command options

Every TAF-KIT instance determines the weight semiring and the type of letters in the alphabet(s). This is sufficient at compile time, but when a TAF-KIT command is *executed*, some more informations or data have to be known by, or given to, the command. They roughly fall into three different classes:

⁴This name, or precision, comes from the fact that a transducer can be considered as well as an automaton over the input monoid with weights in the rational series over the output monoid. In VAUCANSON, such type of transducers is called *rw-transducers*, where *rw* stands for *rational weights*, to distinguish them from the *fmp-transducers*. No *rw-transducers* are instantiated in TAF-KIT 1.4.

1. the *letters* in the alphabet(s);
2. the informations concerning the *input* and *output formats*, which control the way the arguments will be read and the results output by the command;
3. the data, called *writing data*, which control the way *rational expressions* are written or read as symbol sequences; this is partly related with the letters in the alphabets.

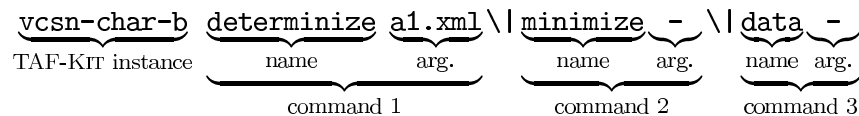
The letters of the alphabets have to be given explicitly to the command. In many cases however, this is transparent to, or unnoticeable by, the user: if a command calls an automaton (or an expression) as a parameter and if this parameter is an XML file — under the the FSM XML format which is read by VAUCANSON—, the letters are contained in the file, and nothing is to be added. In the other cases, the letters have to be listed in an option.

Data of the two other classes are given default values. They may be useful in order to get the desired result, they are sometimes necessary to read the parameters as files under a certain formats. All these options are described with more details in the next chapter.

1.2.4 TAF-Kit’s modus operandi

Each instance of TAF-KIT is a compiled program which offers a set of commands. All TAF-KIT instances work identically. They differ on the type of automata they handle, and may offer different commands because not every algorithms (and thus commands) work on any automata type (*cf.* Chapter 3).

Any time an instance of TAF-KIT is run, it breaks its command line into command names and arguments.



The *internal pipe*, ‘\|’, is used to separate commands. A command starts with a name, it can be followed by several arguments (although only one is used in the above example). These arguments can be very different depending on the command. So far, we have used filenames as well as ‘-’ (to designate either the standard input or the result of the previous command). Some commands will also accept plain text representing for instance a word or a rational expression.

As explained in Section 1.2.3, the parameter(s) of a command may be completed and its behaviour may be controlled by some options. We describe these options with more details in the next section.

For each command, TAF-KIT will

1. parse the options,
2. parse all expected arguments (using indications that may have been given by options),
3. execute the algorithm,
4. print the result (in a format that can be controlled using options).

When commands are chained internally using ‘\|’ and ‘-’, the printing step of the command before the ‘\|’ and the parsing step of the command after the ‘\|’ are of course omitted.

1.2.5 Automata repository and factory

Most of TAF-KIT functions allow to build automata from other ones. There are functions which take a rational expression and yield an automaton that accepts the language denoted by the expression, and a function `edit` that allows to define (or to transform) an automaton element by element (*cf.* Section 2.3.5). Other features of TAF-KIT for the definition of automata are the *automata repository* and the *automata factory*.

1.2.5.1 Automata repository

With our first example (*cf.* Section 1.1), we mentioned that an automaton ‘`a1.xml`’ is ready and available to the functions of the instance ‘`vcsn-char-b`’. There exist some other automata for the same purpose, and such automata also exist for other instances of TAF-KIT 1.4; their list is available via the option `--list-automata`:

```
$ vcsn-char-b --list-automata
The following automata are predefined:
- a1.xml
- b1.xml
- div3base2.xml
- double-3-1.xml
- ladybird-6.xml
```

For every TAF-KIT instance `vcsn-xxx-y`, the XML files for these automata are located at in a special directory, `vaucanson-1.4/data/automata/xxx-y` (*cf.* Section 2.3.0). More details on these automata are given at Appendix A.

1.2.5.2 Automata factory

In the same directory as the automata quoted above, some programs have been compiled which generate new automata, depending on parameters given to the program. The name of the program is suffixed by the characteristic part of the name of the TAF-KIT instance.⁵ For instance, the program `divkbaseb-char-b` generates the automaton that accepts the representation in base ‘`b`’ of numbers divisible by by ‘`k`’.

```
$ divkbaseb-char-b 5 3 > div5base3.xml
$ vcsn-char-b data div5base3.xml
States: 3
Transitions: 6
Initial states: 1
Final states: 1
```

We give another example of construction of an automaton with the factory at Section 2.1.4. The list of automata factories is also given at Appendix A.

⁵If VAUCANSON is only compiled without being installed, one should first go to the ‘`vaucanson-1.4/data/automata/char-b`’ directory by a `cd` command, and type ‘`./divkbaseb-char-b`’ instead of ‘`divkbaseb-char-b`’ in the command of the example.

Chapter 2

Specification of options and IO functions

The list of possible *options* of a TAF-KIT command is obtained with the (classical) ‘`--help`’ option. They fall in the following categories:

1. options that give information on the instance;
2. specifications of the alphabet(s);
3. determination of the input and output formats;
4. activation of benchmarking options;
5. and finally parametrization of the grammars for rational (that is, regular) expressions.

The description of the options of the first four categories is given in the next section; the one of options controlling the rational expressions, called *writing data*, is postponed to the following section.

2.1 Simple options

Along the Unix tradition, the options are given long names, called with the prefix ‘`--`’, together with short equivalent names, prefixed with a simple ‘`-`’, which, in practice, will often be preferred.

2.1.1 Information options

They are listed in Table 2.1.

Caveat: The character ‘?’ being interpreted by the shell, it should be protected in order to be given as an argument to a command. Without such a protection, the behaviour may depend on the shell, and according to the files within the directory.

This option ‘?’ should probably be suppressed, but it is necessary for the library ‘`argp`’ which is used for reading the options in the command line and it does not seem easy to get around it. In any case, it should be avoided, and the ‘`--help`’ option be used.

long option	short	purpose of the option
<code>--help</code>	<code>-?</code>	Give the help list
<code>--usage</code>		Give a short usage message
<code>--version</code>	<code>-V</code>	Print program version
<code>--list-commands</code>	<code>-l</code>	List usual commands
<code>--list-all-commands</code>	<code>-L</code>	List all commands, including debug commands
<code>--list-automata</code>		List predefined automata

Table 2.1: Information options

2.1.2 Alphabet specification

The necessity of alphabet specification As we have seen (Section 1.2.2), every TAF-KIT instance determines (or one could say, is determined by) the type of the letters that generate the free monoid(s) over which the automata or the rational expressions are built. And this is sufficient at compile time, that is, in order to generate TAF-KIT.

But VAUCANSON and the TAF-KIT functions are designed in such a way that they need to know the *complete* type of an automaton or an expression in order to handle it, that is, not only the type of weights and of letters, but also the *set of letters* that constitute the alphabet(s).

The XML files which describe automata, or expressions, contain this information and are so to say self-contained. For instance, when we read ‘`a1.xml`’ in Section 1.1 and determined this automaton, we did not have to tell TAF-KIT that the alphabet was $A = \{a, b\}$. On the contrary, when the automaton, or the expression, does not exist prior to the TAF-KIT function, then specifying an alphabet *is mandatory*. For instance, the following commands¹ end in error:

```
$ vcsn-char-b edit aut.xml
Error: alphabet should be explicitly defined using --alphabet
$
$ vcsn-char-b exp-to-aut 'aba+a'
Error: alphabet should be explicitly defined using --alphabet
```

In the latter case moreover, and as there is no *a priori* restriction on the characters that can be used as letters, VAUCANSON needs to know the alphabet over which the expression is built in order to parse the rational expression: there is no other way for guessing whether the alphabet is $A = \{a, b\}$ (and the ‘+’ is a rational operator) or if the alphabet is $B = \{a, b, +\}$ and the ‘+’ is just a letter.

Specifying the alphabet can be done by using ‘`--alphabet=ab`’ or its short equivalent ‘`-aab`’. For instance, the correct writing of the above command reads:

```
$ vcsn-char-b --alphabet=ab edit aut.xml
...
$ vcsn-char-b -aab exp-to-aut 'aba+a' > aut.xml
```

¹The function `edit` is described at Section 2.3.5, `exp-to-aut` which takes a rational expression and converts it into an automaton at Section 3.1.5.2.

\$ `vcsn-char-b display aut.xml`

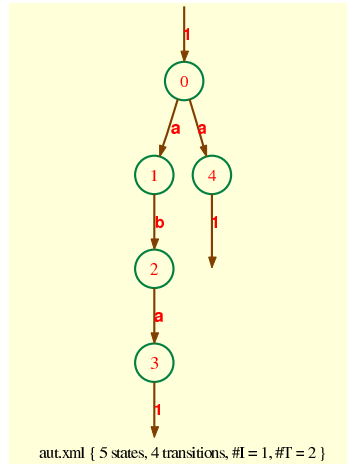


Figure 2.1: Result of the command `vcsn-char-b display aut.xml`

Table 2.2 reviews the alphabet specification options. The different possibilities: *characters*, *integers*, and *pairs* need to be described with more details.

long option	short	purpose of the option
<code>--alphabet</code>	<code>-a</code>	specify the alphabet of automata or rational expressions
<code>--alphabet1</code>	<code>-a</code>	specify the first (or input) alphabet of transducers (<code>fmp</code>)
<code>--alphabet2</code>	<code>-A</code>	specify the second (or output) alphabet of transducers (<code>fmp</code>)

Table 2.2: Alphabet options

Character alphabets For characters alphabets (as with the ‘`char`’ TAF-KIT instances used in the above examples), the letters of the alphabets can be arbitrary ASCII characters, and need just to be listed after the ‘`--alphabet=`’ or ‘`-a`’ option. Some character alphabets are predefined. These are:

- ‘`letters`’ for the lower case letters $\{a, b, \dots, z\}$.
- ‘`alpha`’ for the upper and lower case letters $\{a, b, \dots, z, A, B, \dots, Z\}$.
- ‘`digits`’ for all digits $\{0, 1, \dots, 9\}$.

For instance, ‘`-aletters`’ is an abbreviation for ‘`-abcdefghijklmnopqrstuvwxyz`’. The above list of *predefined alphabets* is obtained by typing ‘`vcsn-char-b --help`’.

When specifying characters alphabets, the following characters have to be escaped with a backslash:

□ (space) ‘ ’ “ ” ‘ (’ ‘) ’ ‘ = ’ ‘ , ’ ‘ \ ’

and in this case the list of characters has to be put within quotes. The same characters are then used normally — without being escaped — in the expression. For instance, the following

commands will create an automaton that recognize all ‘decimal’ numbers written in base 2, and then display the quotient².

```
$ vcsn-char-b -a'01\,' exp-to-aut '1(0+1)*+1(0+1)*,(0+1)(0+1)*' > dec-bin.xml
$ vcsn-char-b quotient dec-bin.xml \| display -
```

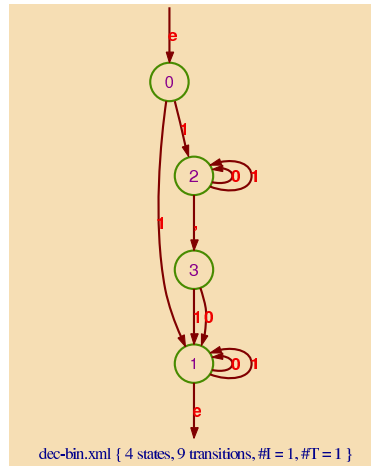


Figure 2.2: Result of the command `vcsn-char-b quotient dec-bin.xml \| display -`

Integer alphabets The letters of an integer alphabet must be specified as signed integer (they are represented by the C++ type `int`), and should be separated by commas. For instance, the following command will construct an automaton that reads any sequence of coins of 1, 2, 5, 10, 20, or 50 cents, as long as the values are increasing.

```
$ vcsn-int-b -a1,2,5,10,20,50 exp-to-aut '1*2*5*10*20*50*' > coins.xml
$ vcsn-int-b eval coins.xml '1210'
1
$ vcsn-int-b eval coins.xml '12105'
0
$ vcsn-int-b eval coins.xml '121050'
1
```

Note that *digits* are *characters* and not *integers*, even if they look like the latter (for integers between 0 and 9) and if, in VAUCANSON 1.4, no operations on integer letters are implemented that could differentiate them. The only difference is thus the syntax when listing them in the option.

Pair alphabets Pair alphabets should be specified using parentheses and commas to form pairs — with types of letter that match the TAF-KIT instance, of course —, as in the following example:

²The function `quotient` is described at Section 3.2.4.1; ‘`dec-bin.xml`’ is an automaton with 12 states and 27 transitions and displaying it would have been messy.

```
$ vcsn-char-int-b -a'(a,1)(a,-1)(b,2)' exp-to-aut '((a,-1)+(a,1))(b,2)' > misc.xml
$ vcsn-char-int-b display misc.xml
```

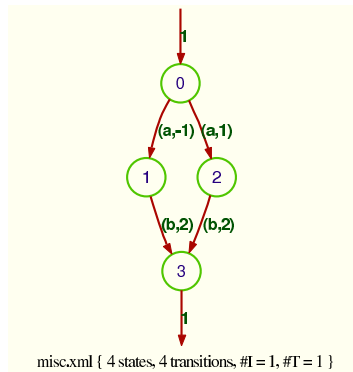


Figure 2.3: Result of the command `vcsn-char-int-b display misc.xml`

Alphabets for transducers The products of two free monoids have two alphabets, one for each monoid. The instances of TAF-KIT that handle transducers consequently support two options ‘`--alphabet1=`’ and ‘`--alphabet2=`’, that can be abbreviated to ‘`-a`’ and ‘`-A`’ respectively. Table 1.3 gives the two possible choices for these alphabets in TAF-KIT 1.4: both *character*, or both *integer*, alphabets. The following command calls for the interactive construction of the right normaliser for numbers written in base 2 which is then shown below (*cf.* [11]).

```
$ vcsn-int-fmp-b -a0,1,2 -A0,1 edit norm2.xml
...
```

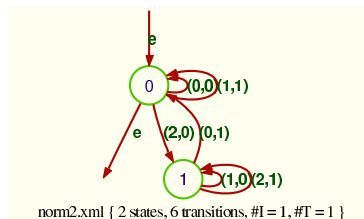


Figure 2.4: The normaliser in base 2

Caveat: The function `exp-to-aut` is not implemented in TAF-KIT 1.4 for the `fmp` instances (*cf.* Section 3.5).

Unix usage The command line is first interpreted by the `shell`, which makes the characters ‘`.`’, ‘`?`’, ‘`*`’, ‘`''`’, *etc.* being given their meaning for the `shell`. In order to give them their meaning in the current alphabet and in the writing of rational expressions, they have to be protected by ‘`''`’, or ‘`'''`’.

```

$ vcsn-char-b -aab cat-E aab
aab
$ vcsn-char-b -aab cat-E aa(b)
zsh: unknown file attribute
$ vcsn-char-b -aab cat-E 'aa(b)'
aa.b
$ vcsn-char-b -aab cat-E aab*
zsh: no matches found: aab*
$ vcsn-char-b -aab cat-E "aab*"
aab*

```

The normal unix shell definition, allocation and utilisation of variables may be mixed with the usage of TAF-KIT command lines. For instance, the following command will create an automaton that recognize numbers of the form ‘12,456,789’, where a comma must be used as thousand separator:

```

$ d="(0+1+2+3+4+5+6+7+8+9)"
$ vcsn-char-b exp-to-aut -a'0123456789\,' '($d+$d$d+$d$d$d)(,$d$d$d)*' > numbers.xml
$ vcsn-char-b eval numbers.xml 1,234,987
1
$ vcsn-char-b eval numbers.xml 1,24,987
0

```

Note how the expression must be enclosed with ‘”’ rather than with ‘’’ in order to be correctly interpreted.

```

$ d="(0+1+2+3+4+5+6+7+8+9)"
$ vcsn-char-b exp-to-aut -a'0123456789\,' '($d+$d$d+$d$d$d)(,$d$d$d)*' > numbers.xml
Lexer error, unrecognized characters: $d+$d$d+$d$d$d)(,$d$d$d)*

```

2.1.3 Input and output formats

The TAF-KIT commands are supposed to input and output objects of different sorts: automata, rational expressions, words, weights and Boolean results. Their formats are controlled by the attributes of the input and output options. As shown on Table 2.3, there is one default format when no format option is called.

These options are used not only to control and adequately adjust the format of data handled by TAF-KIT in order to process them but allow also to make TAF-KIT a translator between different format for a given object.

2.1.3.1 Automata formats

Automata are always *files*; they are read from a file whose filename is specified on the command line, and the file is output on the standard output (or can be diverted to a named file in the Unix way).

VAUCANSON can *read* automata in two formats: FSMXML (the default format), or in a textual format, called `fsm` and which is close to the one used in OPENFST. It can *write* automata in these two formats, as well as in the ‘dot’ format that can then be used for graphical output afterwards.

long option	short	purpose of the option
<code>--input</code>	<code>-i</code>	select input format for automata and rational expressions
<code>--output</code>	<code>-o</code>	select output format for automata and rational expressions
<code>--verbose</code>	<code>-v</code>	select verbose option for Boolean results

<code>-i</code> values	<code>-o</code> values	format for automata	format for rational expressions
(none)	(none)	FSM XML	text string
xml	xml	FSM XML	FSM XML
fsm	fsm	'OPENFST'	—
—	dot	dot	—
exp	exp	—	text string
fpexp	fpexp	—	text string

Table 2.3: Input and output options and formats

The xml format is the default format for input and output automata to and from VAUCANSON. It is defined by the FSM XML format whose complete description will be given in a forthcoming technical report (*cf.* also [10]).

The fsm format has been defined within the AT&T FSM Library™, Finite-State Machine Library [2] and used in the OPENFST library [3].

```
$ vcsn-char-b -ofsm cat b1.xml
0 0 a 0
0 0 b 0
0 1 b 0
1 1 a 0
1 1 b 0
1 0
$ vcsn-char-z -ofsm cat b1.xml \|-ifsm eval - 'bab'
2
```

Caveat: The fsm format is not really implemented in TAF-KIT 1.4. It has been added in a way which is more a feasibility proof. There are indeed two reasons for the limitations of the fsm format within VAUCANSON.

First, the automata than can be described with the fsm format must meet several conditions: one initial state only, labels are letters (or integers that refer to a symbol table). Second, VAUCANSON does not code the weights correctly. It is thus inadequate to try to use the fsm format for another automata than 'letterized' Boolean automata with a unique initial state.

```
$ vcsn-char-z -ofsm cat c1.xml
0 1 1 0
0 0 0+1 0
```

```

1 1 (2 0)+(2 1) 0
1 0
$ vcsn-char-z -ofsm cat c1.xml | vcsn-char-z -ifsm -ofsm cat -
0 1 e 0
0 0 0 0
1 0

```

The `dot` format produces `dot` files that can be processed and visualized using the `GraphViz` package. The first two command lines below are equivalent to the third one.

```

$ vcsn-char-b -odot cat b1.xml > b1.dot
$ dotty b1.dot
$ vcsn-char-b display b1.xml

```

2.1.3.2 Rational expression formats

Rational expressions are given either as *character strings* — default format — or *XML files* — `xml` format.

By default, rational expressions are *read* as strings given on the *command line*, and *output* as strings on the *standard output*. Both can be diverted in the Unix way, but a *string* written in a file cannot be read by TAF-KIT in this file.

```

$ vcsn-char-b -aab cat-E '(a+b(a(b)*a)*b)*'
(a+b.(a.b*.a)*.b)*
$ vcsn-char-b -aab cat-E '(a+b(a(b)*a)*b)*' > exp.txt
$ cat exp.txt
(a+b.(a.b*.a)*.b)*
$ vcsn-char-b -aab cat-E exp.txt
Lexer error, unrecognized characters: exp.txt
$ cat exp.txt | vcsn-char-b -aab cat-E -
(a+b.(a.b*.a)*.b)*

```

There are indeed *two* string formats for expressions, `exp` and `fpexp`, when they are made explicit. The first one stands for *expression*, and is the default format, the second one for *fully parenthesized expression*. They have both the same behaviour for the input. For the output, the `exp` format gives an expression with as few parentheses as possible, the `fpexp` format gives the expression with all parentheses made explicit.

```

$ vcsn-char-b -oexp -aab cat-E 'a*(b a)'
a*.b.a
$ vcsn-char-b -ofpexp -aab cat-E 'a*(b a)'
(((a)*.b).a)

```

Alternatively, rational expressions can be read from an FSM XML file whose filename is given on the command line, and output as an FSM XML file as well.

```

$ vcsn-char-b -aab -oxml cat-E '(a+b(a(b)*a)*b)*' > exp.xml
$ vcsn-char-b -ixml cat-E exp.xml
(a+b.(a.b*.a)*.b)*

```

2.1.3.3 Word formats

Words are always *strings* of letters, that are read on the command line, and written on the standard output.

Caveat: Although *words* are, from a formal point of view, a (simple) instance of a rational expression, TAF-KIT 1.4 handles them as objects of different and uninterchangeable types. We come back to the subject in the next section.

2.1.3.4 Weight formats

Weights, that is, elements of the weight semiring, and such as the result of the evaluation of a word in an automaton for instance, are simply output as *strings* on the standard output.

```
$ vcsn-char-z eval c1.xml '101101'  
45
```

The way they are input, as strings as well, as part of a rational expression, is described in the next section.

2.1.3.5 Boolean result formats

Some TAF-KIT functions, such as which determines whether an automaton is empty or not, yield Boolean results. In the default format, such results are returned using the *status code* of the TAF-KIT instance, so that the corresponding commands can be used as conditions in `shell` scripts. According to Unix convention, the status code is 0 for *true* and any other value for *false*. The `shell` makes this value available in the '\$?' variable.

The TAF-KIT option '--verbose' or '-v' can be used to request an explicit output of this value.

```
$ vcsn-int-b is-empty coins.xml  
$ echo $?  
1  
$ vcsn-int-b -v is-empty coins.xml  
Input is not empty
```

2.1.4 Benchmarking options

The functions in VAUCANSON library are interspersed with instructions which trigger time measurement in case some dedicated variables are set up in a certain way. This feature is primarily intended to the adjustment and improvement of the programming of the library rather than to the benefit of TAF-KIT users. It can nevertheless be activated through TAF-KIT by instantiating some options. As they appear when the --help option is called, we list them in Table 2.4 and briefly present them afterwards. We do not fully document these options as they are anyway not yet finalized.

long option	short	purpose of the option
<code>--report-time[=VERBOSE_DEGREE]</code>	<code>-T</code>	Report time statistics
<code>--export-time-dot[=VERBOSE_DEGREE]</code>	<code>-D</code>	Export time statistics in DOT format
<code>--export-time-xml[=VERBOSE_DEGREE]</code>	<code>-X</code>	Export time statistics in XML format
<code>--bench=NB_ITERATIONS</code>	<code>-B</code>	Bench
<code>--bench-plot-output=OUTPUT_FILENAME</code>	<code>-O</code>	Bench output filename

Table 2.4: Benchmarking options and formats

2.1.4.1 Time statistics

The `--report-time` option, `-T` for short, builds a file with some time statistics for the execution of the function it is called with, and outputs it on the **standard error output**. It is recommended to divert it (with the `2>` redirection) to a file which will be exploited afterwards. The example below shows only some lines (the most important ones) of this file.³

```
$ vcsn-char-b -T1 determinize ladybird-10.xml > ldb10det.xml 2> ldb10-time.txt
$ cat ldb10-time.txt
Taf-kit command bench
...
Charge id:      <name>          total    self    calls  self avg.  total avg.
100.0% 0:        _program          216.89ms 216.89ms    1      0.22s     0.22s
 62.8% 9:  automaton output  136.23ms 136.23ms    1     136.23ms 136.23ms
 30.2% 7:      determinize    65.57ms  65.54ms    1      65.54ms  65.57ms
  4.2% 1:CMD[0]: determiniz  80.51ms  9.11ms     1      9.11ms   80.51ms
  2.5% 2:  automaton input   5.50ms   5.50ms     1      5.50ms   5.50ms
  0.1% 4:      eps_removal    0.16ms   0.16ms     1      0.16ms   0.16ms
  0.1% 3:          cut_up     0.15ms   0.15ms     1      0.15ms   0.15ms
  0.0% 8:is_realtime (autom  0.03ms   0.03ms     1      0.03ms   0.03ms
  0.0% 5: accessible_states  0.02ms   0.02ms     1      0.02ms   0.02ms
  0.0% 6:      sub_automaton  0.00ms   0.00ms     1      0.00ms   0.00ms
...
```

The content of the time statistics output is controlled by an integer called `VERBOSE_DEGREE` and which can take the values 1, 2, or 3. Default value is 2.

The `-D` and `-X` options have the same behaviour as `-T` but output the file under another format. The `-D` option yields a `dot` file which can be displayed on the screen. The `-X` option yields an `xml` file which is ready for use by other programs.

2.1.4.2 Benchmarking

The `--bench` option, `-B` for short, makes TAF-KIT to repeat the functions that follow the option the number of times that is specified (compulsory parameter) with the option. The data shown in the example above are stored in a result file for each of the execution, and then

³The automaton `ladybird-10.xml` has been built beforehand by the factory `ladybird-char-b`. The computation has been done on a MacBook Pro with a 2 GHz Intel Core i7 processor.

a summary of these data is made, which contains the mean, the sum, the minimum and the maximum. This result file is output on the `standard error output`, which can be diverted as usual.

```
$ vcsn-char-b -B5 determinize ladybird-10.xml > ldb10det.xml 2> ldb10-bench.txt
$ cat ldb10-bench.txt
```

```
----- SUMMARY -----
----- Arithmetic mean
[Task list:]

Charge id:      <name>      total      self      calls      self avg.  total avg.
100.0% 0:      _program      233.22ms  233.22ms    1          0.23s     0.23s
 63.7% 9:  automaton output  148.47ms  148.47ms    1         148.47ms  148.47ms
 30.6% 7:      determinize   71.29ms   71.27ms    1          71.27ms   71.29ms
  2.9% 1:CMD[0]: determiniz  84.62ms   6.88ms     1           6.88ms    84.62ms
  2.6% 2:  automaton input   6.12ms    6.12ms     1           6.12ms    6.12ms
  0.1% 4:      eps_removal   0.16ms    0.16ms     1           0.16ms    0.16ms
  0.1% 3:      cut_up        0.14ms    0.14ms     1           0.14ms    0.14ms
  0.0% 8:is_realtime (autom  0.02ms    0.02ms     1           0.02ms    0.02ms
  0.0% 5: accessible_states  0.02ms    0.02ms     1           0.02ms    0.02ms
  0.0% 6:      sub_automaton  0.00ms    0.00ms     1           0.00ms    0.00ms
...

```

2.2 The writing of rational expressions

The *definition* of rational (or regular) expressions is rather an easy and classical subject of any first year course in computer science (at least for the Boolean case). Reading and writing the same expressions prove to be a much more tricky matter, for several reasons. Some are specific to VAUCANSON: to begin with, no characters are reserved for the rational operators and the usual ones may appear as letters in the alphabet over which the expressions are built; the writing of weights, and the possibility of having integers as *letters* add to the problem. The effective implementation of reading and writing *strings* that represent *expressions*, together with the usual, and necessary, convention and simplification also conceal difficulties that have to be circumvented by any software that deals with expressions.

2.2.1 The definition of expressions

2.2.1.1 Construction of expressions

The general definition reads as follow. A rational expression *over a monoid M with weight in a semiring \mathbb{K}* is a well-formed formula built from:

- the elements of M , which are the *atomic formulas*;
- the following operators:
 1. two 0-ary operators, or *constants*, denoted by ‘0’ and ‘1’ ;

2. one unary operator *star*, denoted by ‘*’ ;
3. two binary operators, *sum* and *product*, denoted by ‘+’ and ‘.’ ;
4. and, for every k in \mathbb{K} , two unary operators, the *left* and *right exterior multiplications* by k , denoted by ‘k.’ and ‘.k’ .

This definition is the one taken by members of the VAUCANSON group in their writings about weighted rational expressions (*cf.* [16, 12]). It must be said that it is not the most common one. In general — if one may say so of the few publications that deal with weighted rational expressions —, the elements of \mathbb{K} are atomic formulas and the left and right exterior multiplications are expressed with the product operator.

The VAUCANSON choice is more natural for the definition of the *derivation of expressions*, even if it has the theoretical drawback of introducing an infinity of operators — something that logicians do not like very much usually.

Being a formula, an expression may be viewed as a (finite) *tree* whose (inner) nodes are labelled with operators and leaves by atoms. The tree itself may be faithfully represented in different ways. The FSM XML format provides all necessary tags to describe such a tree.

2.2.1.2 Reduction of expressions

Like automata, the rational expressions are a *symbolic* (and *finite*) representation of languages or series. Natural valuation of the atoms and induction rules make every expression *denotes* a language or a series. Two rational expressions are *equivalent* if they denote the same languages, or series. We want *a priori* to distinguish between two distinct equivalent expressions — in particular since it is not always possible to decide whether two expressions are equivalent or not.

For several reasons, we distinguish indeed between expressions that are obviously equivalent, such as $(E + F)$ and $(F + E)$, or $((E + F) + G)$ and $(E + (F + G))$. There are however expressions which can be constructed by the above rules, such as $(E+0)$ or $(1 \cdot E)$, and which we do not want to *exist*. Such convention are not only useful for simplifying expressions, they are also *necessary* to make some computation processes (such as *derivation*) finite.

Everytime a rational expression is constructed inside VAUCANSON, either as the result of a computation or as the mere consequence of the *reading* of a string of symbols that represents it, the following rewriting rules, called *trivial identities*, and listed in Table 2.5, are automatically applied, giving rise to a so-called *reduced expression* which is obviously equivalent to the original expression.

In this table, E stands for any rational expression, x is any monoid generator (that is, a *letter*, or a *pair of two letters*, or a *pair of a letter and 1*), k and h are weights, while $\{0_{\mathbb{K}}\}$ and $\{1_{\mathbb{K}}\}$ designate the zero and unit of the weight semiring. Any subexpression of a form listed to the left of a ‘ \Rightarrow ’ is rewritten as indicated on the right.

These rewriting rules mean that it is *impossible* for VAUCANSON to output a rational expression such as ‘ $(\{3\}(0(ab))) * \{4\}$ ’. This expression is *by construction* equal to ‘ $\{4\}1$ ’ as it can be verified with the following command:

```
$ vcsn-char-z -aab cat-E '(\{3\}(0(ab))) * \{4\}'
\{4\} 1
```

$E.0 \Rightarrow 0$	$0.E \Rightarrow 0$	$E + 0 \Rightarrow E$	$0 + E \Rightarrow E$	$E.1 \Rightarrow E$	$1.E \Rightarrow E$	$0^* \Rightarrow 1$	(T)
$\{0_{\mathbb{K}}\}E \Rightarrow 0$	$E\{0_{\mathbb{K}}\} \Rightarrow 0$	$\{k\}0 \Rightarrow 0$	$0\{k\} \Rightarrow 0$	$\{1_{\mathbb{K}}\}E \Rightarrow E$	$E\{1_{\mathbb{K}}\} \Rightarrow E$		(T $_{\mathbb{K}}$)
$\{k\}(\{h\}E) \Rightarrow \{kh\}E$	$(E\{k\})\{h\} \Rightarrow E\{kh\}$	$(\{k\}E)\{h\} \Rightarrow \{k\}(E\{h\})$					(A $_{\mathbb{K}}$)
$1\{k\} \Rightarrow \{k\}1$	$E.(\{k\}1) \Rightarrow E\{k\}$	$(\{k\}1).E \Rightarrow \{k\}E$					(U $_{\mathbb{K}}$)
	$1\{k\} \Rightarrow \{k\}1$	$x\{k\} \Rightarrow \{k\}x$					(C $_{\text{at}}$)

Table 2.5: The trivial identities

This command `cat-E` does not apply any algorithm to the rational expression. Its only purpose is to read and write the rational expression using any I/O option supplied on the command-line. The trivial identities are performed while *reading* the expression.

Caveat: The definition of the identity C_{at} corresponds to what is actually implemented in VAUCANSON 1.4 and is somehow a mistake. A more natural definition would be $m\{k\} \Rightarrow \{k\}m$ with m any element of the monoid. This may be corrected in forthcoming revisions of VAUCANSON 1.4 but should anyway be reevaluated in connection with the definition of the function `derived-term` for the weighted automata.

2.2.2 Parsing strings into expressions

As we wrote above, there are several classical ways of faithfully representing an expression by a string of symbols. We are nevertheless faced with two, and even three, problems.

First, we want to avoid the blotted form of marking languages, and even of fully parenthesised forms, and to be able to use the more natural and common way of writing expressions with implicit precedence of operators. Another difficulty arises when the operators, letters, and weights share the same alphabet of characters for their representation. Finally, the possibility of having *integers* as generators of a free monoid, that is, ‘letters’ that are written as sequences of characters, brings in another problem. We treat these questions one after the other, and begin with what can be considered as the *default conventions*.

We first suppose that the alphabet is an alphabet of *characters* (letters and/or digits for the time being) and has been defined by means of the `--alphabet` option. According to the above definition, we define in VAUCANSON rational expressions *over* A^* (as opposed to rational expressions over A), that is, any *word* of A^* — string of letters of A — is seen as an *atomic* expression. This feature may prove to be somewhat misleading (see below).

2.2.2.1 The rational operators

The three *rational operators*, sum, product and (Kleene) star are represented — by default — as in the following Table 2.6. The representation of the (left and right) exterior multiplications, that is, the representation of weights, is described at Section 2.2.2.2.

VAUCANSON distinguishes indeed between *two* concatenation operators: the classical concatenation of expressions, as described in the above table, and concatenation of letters (or generators) which form *elements of the monoid* and which remains implicit most of the time. The default explicit notation for it is `#` (*cf.* Table 2.7).

Input	Output	Operator
E^*	E^*	Kleene star
EF or $E.F$	$E.F$	concatenation (implicit or explicit)
$E+F$	$E+F$	disjunction
(E)	according to format	grouping

Table 2.6: Rational operators

Operators precedence The classical precedence relation between operators which allows to spare grouping symbols is extended in order to include the exterior multiplications and the concatenation of letters:

$$' \# > * > k. > .k > \cdot > + ' .$$

For instance, the rational expression which denotes the language that consists of all words that contain ‘ab’ as a factor can be written (by a user) as ‘ $(a+b)^*ab(a+b)^*$ ’. VAUCANSON outputs it by making the product between non-atomic subexpressions explicit.

```
$ vcsn-char-b -aab cat-E '(a+b)*ab(a+b)*'
(a+b)*.ab.(a+b)*
$ vcsn-char-b -aab cat-E '((a+b)*)((ab))(a+b)*'
(a+b)*.ab.(a+b)*
```

An atom which is enclosed in grouping symbols is not an atom anymore.

```
$ vcsn-char-b -aab cat-E '((a)(b))'
a.b
```

Caveat: because VAUCANSON builds rational expressions on top of words, the Kleene star operator and the weights (see below) apply to words and not to letters as it is usually the case in other applications. For instance, ‘ ab^* ’ is the same rational expression as ‘ $(ab)^*$ ’ for VAUCANSON, but it is different from ‘ $a.b^*$ ’ or ‘ $a.(b^*)$ ’.

Associativity Sum and product of languages or series are associative, but it is not the case of the corresponding rational operators, as we have recalled above. The construction of the Thompson automaton of an expression makes it clear: Figure 2.5 displays the result of the following commands

```
$ vcsn-char-b -aabc thompson '(a+b)+c' \ | display -
$ vcsn-char-b -aabc thompson 'a+(b+c)' \ | display -
```

The default bracketing is *on the left*, that is, $a + b + c$ is the same as $(a + b) + c$, $a.b.c$ is the same as $(a.b).c$. For the output, the default format for expressions as text strings, called `exp`, represents the sum and concatenation as associative operators. The `fpxp` format yields the full parenthesized writing.

```
$ vcsn-char-b -aabc cat-E 'a+b+c'
a+b+c
```

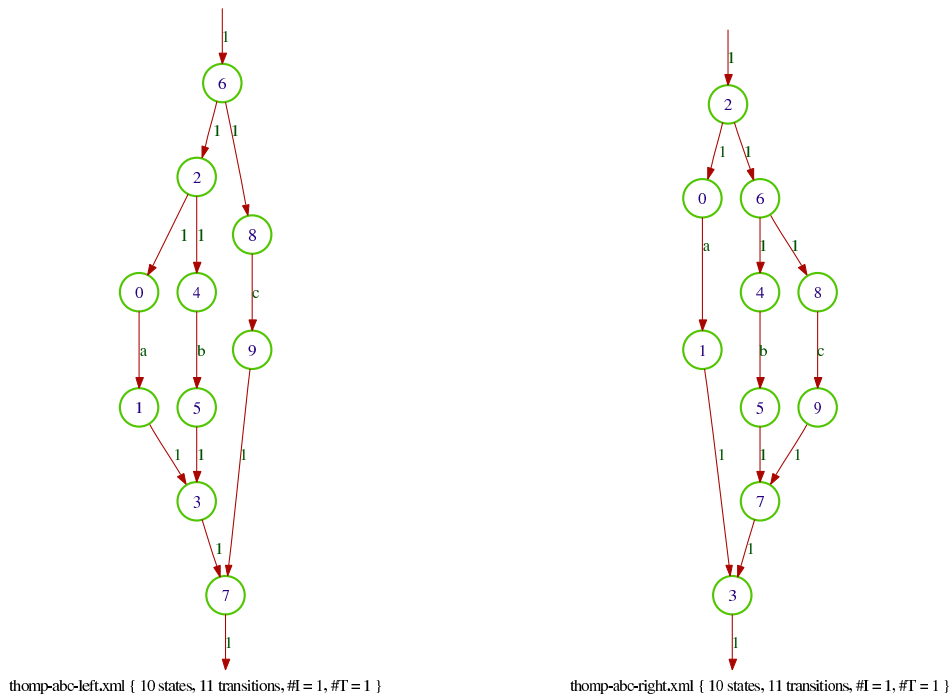



Figure 2.5: The operator ‘+’ is not associative

```
$ vcsn-char-b -aabc cat-E 'a+(b+c)'
a+b+c
$ vcsn-char-b -aabc -ofpexp cat-E 'a+b+c'
((a+b)+c)
$ vcsn-char-b -aabc-ofpexp cat-E 'a+(b+c)'
(a+(b+c))
```

2.2.2.2 The weights

Weights are written in *braces*, as in ‘{3}’. When the expression is output by VAUCANSON, weights are also followed⁴ by a blank space.

```
$ vcsn-char-z -aab cat-E '{2}a + {2} b'
{2} a+{2} b
```

As another example, the automaton \mathcal{C}_1 of Figure 2.6 is described in the file `c1.xml` and gives rise to the following command and output:

```
$ vcsn-char-z aut-to-exp c1.xml
(a+b)*.b.({2} a+{2} b)*
$ vcsn-char-z display c1.xml
```

Eventhough all semirings which are instantiated in TAF-KIT 1.4 are *commutative*, this is not an assumption which is made in VAUCANSON in general. In any case, the weight semiring

⁴This is not so good and will hopefully be corrected in further versions of VAUCANSON.

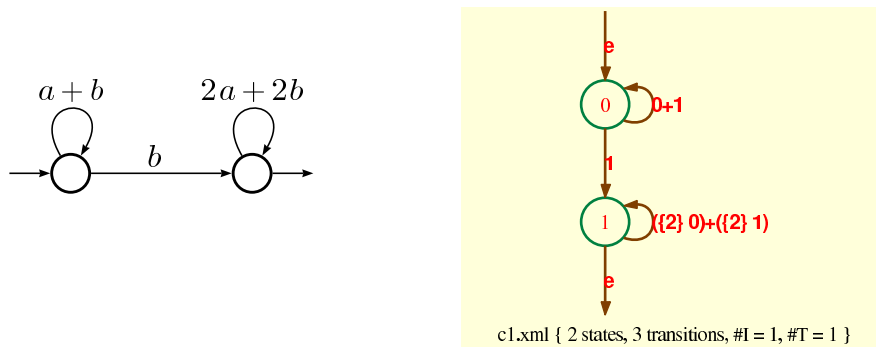


Figure 2.6: The \mathbb{Z} -automaton \mathcal{C}_1 and its display by Graphviz.

be commutative or not, the left and right exterior multiplications yield distinct expressions, from which distinct automata are built.

```
$ vcsn-char-z -aab cat-E '{2}ab{3}'
{2} (ab {3})
$ vcsn-char-z -aab cat-E '{2}{3}ab'
{6} ab
```

2.2.3 Parser parametrization

As there is *a priori* no restriction on the alphabet, the representation of the rational operators — called *token* — may collide with the one of elements of the monoid. VAUCANSON actually allows every operator to be represented by an *arbitrary string*. The set of these representations is called the *writing data*.

It is a feature of VAUCANSON that some different default values are prepared for the constants so that TAF-KIT may try to choose a representation which does not collide with the words. For the same purpose, the other tokens have to be given explicitly.

2.2.3.1 Implicit parametrization: the constants

The constants 0 and 1 are naturally written by default as 0 and 1. This is witnessed, for instance, in the following command call that instantiates the last of the trivial identities (**T**) (*cf.* Table 2.5):

```
$ vcsn-char-b -aab cat-E '0*'
1
```

If '1' is a *letter* in the alphabet — as a character (digit) — the same symbol cannot be used for representing the constant 1 nor the identity of the monoid, that is, the empty word.⁵ VAUCANSON chooses the first available representation of the identity from the following list of candidate symbols: '1', 'e', or '_e', which does not collide with any letter of the alphabet.

⁵In TAF-KIT 1.4, the functions which parse with rational expressions over a product of free monoids are not implemented (*cf.* Section 3.5).

```
$ vcsn-char-b -aab1 cat-E '0*'
e
$ vcsn-char-b -aabe1 cat-E '0*'
_e
```

Similarly, if ‘0’ is a *letter* in the alphabet — as a character (digit) — the same symbol cannot be used for representing the constant 0 nor the null series and VAUCANSON chooses the first available representation of the zero from the following list of candidate symbols: ‘0’, ‘z’, or ‘_z’, which does not collide with any letter of the alphabet. Because of the trivial identities (see Section 2.2.1.2), this is a much rarer situation. The following calls to the `expand` function (*cf.* Section 3.1.5.3) yields 0 in a non trivial way:

```
$ vcsn-char-z -aa1 expand 'a+{-1}a'
0
$ vcsn-char-z -aa01 expand 'a+{-1}a'
z
$ vcsn-char-z -aaz01 expand 'a+{-1}a'
_z
```

Caveat: (i) If the alphabet contains the three characters ‘1’, ‘e’, and ‘_’, the default representation of the constant 1 is still ‘_e’ and another less ambiguous representation has to be chosen explicitly (*cf.* below). The same is true for the default representation of the constant 0 if the alphabet contains the three characters ‘0’, ‘z’, and ‘_’,

```
$ vcsn-char-b -a_abe1 cat-E '0*'
_e
$ vcsn-char-z -a_az01 expand 'a+{-1}a'
_z
```

(ii) The identity of free monoid over an alphabet of pairs or of a product of free monoids whose generators are characters is always 1 by default, even if the alphabets of the components of the pairs or of the components of the product contain ‘1’.

In the results of the following commands, note how the coding of the identity element of the monoid (underlined for helping the reader) changes from 1 to e when one goes from the automaton over the pairs (resp. from the transducer) to the projection on the second component (resp. to the image).

```
$ vcsn-char-char-b -a'(a,0)(b,1)' exp-to-aut '((a,0)+(b,1))*' > ex-pair1.xml
$ vcsn-char-char-b aut-to-exp ex-pair1.xml
((b,1)+(a,0).(a,0)*.(b,1)).((a,0).(a,0)*.(b,1)+(b,1))*.((a,0).(a,0)**+1)+(a,0).(a,0)**+1
$ vcsn-char-char-b second-projection ex-pair1.xml | vcsn-char-b aut-to-exp -
(1+0.0*.1).(0.0*.1+1)*.(0.0**+e)+0.0**+e
$ vcsn-char-char-b pair-to-fmp ex-pair1.xml > ex-fmp1.xml
$ vcsn-char-fmp-b aut-to-exp ex-fmp1.xml
((b,1)+(a,0).(a,0)*.(b,1)).((a,0).(a,0)*.(b,1)+(b,1))*.((a,0).(a,0)**+1)+(a,0).(a,0)**+1
$ vcsn-char-fmp-b image ex-fmp1.xml | vcsn-char-b aut-to-exp -
(1+0.0*.1).(0.0*.1+1)*.(0.0**+e)+0.0**+e
```

For *integer alphabets*, the constant 1 and the empty word on one hand, the constant 0 and the null series on the other, are always (that is, even if the integers ‘1’ or ‘0’ are not in the alphabet) written as ‘e’ and ‘z’ respectively.

```
$ vcsn-int-z -a'2,3' expand '2+{-1}2'
z
$ vcsn-int-z -a'2,3' expand '(2+{-1}2)*'
e
```

2.2.3.2 Explicit parametrization: the parser option

Table 2.7 shows the tokens that are used in the writing of rational expressions within VAUCANSON, together with their meaning and default values. The `--parser` option can be used to modify the values of these tokens. Each of them must be defined as a *non-empty* string.

long option	short	purpose of the option
<code>--parser</code>	<code>-p</code>	fix the value of the tokens
<code>--parser1</code>	<code>-P</code>	fix the value of the tokens concerning input alphabet
<code>--parser2</code>	<code>-Q</code>	fix the value of the tokens concerning output alphabet

token	meaning	default value(s)
‘ZERO’	constant ‘0’ and the null series	‘0’, ‘z’, ‘_z’
‘ONE’	constant ‘1’ and the identity of the monoid	‘1’, ‘e’, ‘_e’
‘STAR’	Kleene star	‘*’
‘PLUS’	sum	‘+’
‘TIMES’	product	‘.’
‘CONCAT’	concatenation (product within the monoid)	‘’, ‘#’
‘OPAR’	group start	‘(’
‘CPAR’	group end	‘)’
‘OWEIGHT’	weight start	‘{’
‘CWEIGHT’	weight end	‘}’
‘SPACE’	space character (to be ignored)	‘ ’

Table 2.7: Tokens of the `parser` option: the writing data

This ability of the user to define the tokens at will allows to use characters of any kind as letters of the alphabet. For instance, one may define the language of well-parenthesized words of nested depth at most 2, over the alphabet $\{(,)\}$, for which one should obviously rename the ‘OPAR’ and ‘CPAR’ tokens.

```
$ vcsn-char-b -a'\(\)' --parser='OPAR=[ CPAR=]' cat-E '[[[(*)]*]
[(.*)]*'
```

The values of the *writing data* are stored⁶ in the XML file which contains the automaton or the expression, so there is no need to specify them again when working from a file.

⁶This is a questionable feature of both VAUCANSON 1.4 and the corresponding version of FSM XML, but it is so.

```
$ vcsn-char-b -a'\(\)' --parser='OPAR=[ CPAR=]' exp-to-aut '[[[()]*]]*' > par.xml
$ vcsn-char-b aut-to-exp par.xml
(. [ ( . ) [ ( . ) * . ] + ) . [ ( . [ ( . ) [ ( . ) * . ] + ) ] ] * + 1
```

Caveat: It is the responsibility of the user to define the tokens in such a way there is no collision between them nor with the elements of the monoid.

In case there exist such collisions, the way the tokens are recognized in a string of letters may depend upon the token.⁷

```
$ vcsn-char-b -a_abe1 cat-E '_e0**e_e_.e'
_e+e_.e
$ vcsn-char-z -a_aez01 cat-E 'z_a0+a_z0+a(_z)0+a_z_e0'
z_a0+a_z0+a._z.0+a_z0
```

In the first line, the string `_e` has been recognized as the constant 1; in the second, the string `_z` has not been recognized as the constant 0.

As a consequence, it is not possible in VAUCANSON 1.4 to use the alphabet of all ASCII characters.

The token TIMES As noted at Table 2.6, the token `TIMES` is given a unique value for the output of strings by VAUCANSON, but the *empty string* is always accepted as input for the ‘representation’ of the same operator product.

```
$ vcsn-char-b -aab cat-E '(a+b)(b+a)'
(a+b).(b+a)
$ vcsn-char-b -a' -.' --parser='TIMES=x PLUS=/' cat-E '... --- (... |-... )'
... --- x(... |-... )
```

The token CONCAT The token `CONCAT` is used to represent the same operator product, but between letters of the alphabet, when such a sequence forms an element of the monoid. As for `TIMES`, `CONCAT` is given a unique value for the output of strings by VAUCANSON, but the *empty string* is always accepted as input for the ‘representation’ of the same operator. Indeed, the existence of this token is hardly noticeable when one uses alphabet of *characters*, as its default value in this case is the empty string as well. It is necessary to explicitly give it a non empty value in order to make it appear.

```
$ vcsn-char-b -aab cat-E '(aba)(bab)'
aba.bab
$ vcsn-char-b -aab --parser='CONCAT=-' cat-E '(aba)(bab)'
a-b-a.b-a-b
```

This token is useful, and necessary, when the generators of the monoid, that is, the *letters*, are not characters but written as sequences of symbols. In TAF-KIT 1.4, this happens for the instances in which the type of letters are *integers*. In this case, the default value of `CONCAT` is ‘#’. The token is necessary when the set of letters, viewed as a set of words on the alphabet of digits, is not a prefix code.

⁷This has to be corrected in the forthcoming versions of VAUCANSON.

```

$ vcsn-int-b -a'0,1,2' cat-E '10(12+21)*'
1#0.(1#2+2#1)*
$ vcsn-int-b -a'0,1,12,22' cat-E '10(12+122)*'
vcsn-int-b: Lexer error, unrecognized characters: 2)*
$ vcsn-int-b -a'0,1,12,22' cat-E '10(12+1#22)*'
1#0.(12+1#22)*

```

One understands that the parser matches the *longest prefix* of the string it reads with the letters of the alphabet.

The token SPACE The token `SPACE` is meant to be a character or a string that is equivalent to the empty sequence and that makes the writing of expressions as strings more readable by the users. Of course, its default value is the space character and is likely to keep this value unless the space character itself is a letter of the alphabet (as in the Morse alphabet considered in the example above).

Caveat: TAF-KIT 1.4 does not formally implement this specification. When `SPACE` is used between letters of the alphabet, it is replaced by `TIMES`, instead of `CONCAT` as it should be if it were equivalent to the empty sequence. One may argue however that the actual implementation is closer to the natural intuition.

```

$ vcsn-char-b -aab cat-E '(aba)(bab)'
aba.bab
$ vcsn-char-b -aab cat-E '(a b a) (b a b)'
a.b.a.b.a.b
$ vcsn-char-b -aab --parser='CONCAT==' cat-E '(aba)(bab)'
a-b-a.b-a-b
$ vcsn-char-b -aab --parser='CONCAT==' cat-E '(a b a) (b a b)'
a.b.a.b.a.b
$ vcsn-char-b -aab --parser='CONCAT== SPACE=#' cat-E '(a#b#a)(b#a#b)'
a.b.a.b.a.b

```

2.2.3.3 Overwriting the writing data

The writing data are used when *parsing* a string into a rational expression and when writing back a rational expression as a string, or even when displaying an automaton. A rational expression or an automaton themselves do not call on the writing data. Nevertheless, and as we said above, the writing data are embarked in the XML file that contains an automaton or an expression (*cf.* Appendix ??). It makes these objects fully self-contained and allows for instance to convert them as a rational expression written as a string without giving additional information.

The `'--parser='` option can then be used to modify the way the object will be *output*.

```

$ vcsn-char-b -a'\(\)' --parser='OPAR=[ CPAR=]' -oxml cat-E '[[[()]]*]*' > p.xml
$ vcsn-char-b -ixml cat-E p.xml
[.[(.)]*.]*
$ vcsn-char-b --parser='OPAR=< CPAR=>' -ixml cat-E p.xml
<.[<(.)>*.]>*

```

If we edit the file `p.xml` and suppress the writing data in it (and write the result in the file `pp.xml`), we then get the output with the default values for the tokens.

```
$ vcsn-char-b -ixml cat-E pp.xml
((.(.))*.)*
```

2.3 TAF-Kit IO functions

We end this chapter with the description of the input and output commands available within TAF-KIT. The other commands that perform computations on the automata and expressions are described in the next chapter.

1. `data <aut>`
2. `cat <aut>`
3. `cat-E <exp>`
4. `display <aut>`
5. `edit <aut>`

2.3.0 Data file location

TAF-KIT works (or a user works with TAF-KIT) in a current directory called *working directory*. On the other hand, every instance `vcsn-xxx-y` of TAF-KIT knows a directory, called *data directory*, located at `vaucanson-1.4/data/automata/xxx-y`, and where automata pre-defined by VAUCANSON are stored. The latter form the *automata repository* of the instance (*cf.* Section 1.2.5). See Appendix A for the list of automata in each repository.

Every TAF-KIT command *writes* in the working directory (or in any directory which is assigned by the usual Unix file path scheme). As we mentioned in Section 1.1, every TAF-KIT command *first reads* in the working directory, and, if the automaton is not found there, it *then reads* from the data directory.

2.3.1 data

```
$ vcsn data a.xml
States: 3
Transitions: 6
Initial states: 1
Final states: 1
```

Prints some characteristic data on the automaton `a.xml` (*cf.* Section 1.1).

2.3.2 cat

```
$ vcsn cat a.xml > b.xml
$
```

Reads the automaton `a.xml` and writes it in the file `b.xml`.

Comments: The `cat` function of VAUCANSON works very much in the same way as the Unix `cat` command and allows in the same way to write a file on the standard output or in another file.

The main difference is the behaviour described above: the `cat` command first reads from the *working directory* and then from the *data directory* and thus allows to ‘load’ predefined automata from the data directory to the working one.

The next difference is that the format of both the input and output may be controlled via the `-i` and `-o` options, as described at Section 2.1.3.1. The `cat` function thus allows to convert a representation in one format into a representation in another one (*cf.* Section 2.1.3.1 for the shortcomings of the conversion between the `xml` and the `fsm` formats).

2.3.3 `cat-E`

```
$ vcsn-char-b -aab cat-E 'exp'
<red-exp>
$ vcsn-char-b -oxml cat-E 'exp' > e.xml
$ vcsn-char-b -ixml cat-E e.xml
<red-exp>
```

Read the expression *exp* given as a string, stores it in the memory, and writes it back, as a string by default.

It can also read and write the expression as an XML file.

Comments: The different behaviours of the `cat-E` function according to the possible formats have been described at Section 2.1.3.2.

A rational expression output by `cat-E` is in reduced form (*cf.* Section 2.2.1.2).

2.3.4 `display`

```
$ vcsn display a.xml
$
```

Display the automaton *a.xml* via Graphviz.

Comments: The same functionality may be achieved by outputting the automaton *a.xml* in the `dot` format and then calling `dotty` directly (*cf.* Section 2.1.3.1).

The possibility of using VGI, a graphic interface written within the VAUCANSON project⁸, will be given as soon as possible.

2.3.5 `edit`

```
$ vcsn edit a.xml
$
```

Create and edit the automaton *a.xml* via keyboard interface.

Comments: This command `edit` provides a textual interface to define automata interactively. It takes as argument the filename of the automaton to be defined or modified. If the file does not yet exist, the alphabet of the automaton should be specified on the command line (using the `--alphabet` or `-a` option as with any other command), and the file will be created when the editor is exited; if the file does exist, the alphabet will be read from the file along with the automaton itself, and the file will be overwritten upon exit.

⁸By the team of National Taiwan University.

The interface is based on a menu of choices. After the `edit` command line, *and after every choice in the menu*, TAF-KIT first outputs a *description* of the current state of the automaton, and then the full menu.⁹

```
$ vcsn-char-z edit c1.xml
```

```
Automaton description:
```

```
States: 0, 1
```

```
Initial states: 0 (W: 1)
```

```
Final states: 1 (W: 1)
```

```
Transitions:
```

```
1: From 0 to 1 labeled by 1
```

```
2: From 0 to 0 labeled by 0+1
```

```
3: From 1 to 1 labeled by ( $\{2\}$  0)+( $\{2\}$  1)
```

```
Please choose your action:
```

```
1. Add states
```

```
5. Set initial
```

```
9. Display
```

```
2. Delete a state
```

```
6. Set not initial
```

```
10. Save and exit
```

```
3. Add a transition
```

```
7. Set final
```

```
11. Exit without saving
```

```
4. Delete a transition
```

```
8. Set not final
```

```
Your choice [1-11]:
```

Note that states are numbered from 0, but transitions numbers start at 1.

The effect of the actions ‘1’, ‘2’, ‘4’, ‘6’, ‘8’, and ‘9’ to ‘11’, is self-evident. The one of the others will depend upon the type of the automaton being edited and thus upon the TAF-KIT instance which calls the `edit` command.

For Boolean automata or transducers, setting a state initial or final requires the specification of a state only; for weighted ones, it requires the specification of a state and of a weight.

```
$ vcsn-char-fmp-b edit t1.xml
```

```
...
```

```
Your choice [1-10]: 5
```

```
For state: 0
```

```
...
```

```
$ vcsn-char-z edit c1.xml
```

```
...
```

```
Your choice [1-11]: 7
```

```
For state: 0
```

```
With weight: 2
```

```
...
```

The description of transitions will be the same for Boolean or weighted automata but different for automata and transducers. When editing an automaton, the user is first asked

⁹The repetition of the menu after each command may seem heavy. But it proves to be very convenient.

for the origin, then for the end of the transition, and finally for *an expression* that labels the transition. This expression may be a simple letter from the alphabet, but also *any weighted rational expression* without *the star operator*.

```
$ vcsn-char-z -aab edit test.xml
...10
Your choice [1-11]: 3
  Add a transition from state: 0
  To state: 0
  Labeled by the expression: a
...
Your choice [1-11]: 3
  Add a transition from state: 0
  To state: 0
  Labeled by the expression: (1+{-1}ab)({-1}a(1+{3}ba))
...
Automaton description:
  States: 0
  Initial states: 0 (W: 1)
  Final states: 0 (W: 2)

  Transitions:
    1: From 0 to 0 labeled by a
    2: From 0 to 0 labeled by ({-1} a)+({-2} aba)+({3} ababa)
```

As it can be observed on the above screen capture, the expression that labels the transition has been transformed into a polynomial (by the `expand` function — *cf.* Section 3.1.5.3). Note that all simplifications have been done within the polynomial itself (that is, every monomial appears only once) but not between the transitions that have the same origin and end.

The label that can be given to a transition in a transducer is more constraint: it is a weighted element of the product monoid, that is, a weighted pair of words. After the origin and end of the transition, the user is asked for the first component of the pair, then for the second component, and finally for the weight.

```
$ vcsn-char-fmp-z -aab -Aab edit test-fmp.xml
...11
Your choice [1-11]: 3
  Add a transition from state: 0
  To state: 0
  First component labeled by the word: ab
  Second component labeled by the word: ba
  With weight: 1
...
Automaton description:
  States: 0
  Initial states: 0 (W: 1)
```

¹⁰The automaton `test.xml` is supposed to have been created with one state, both initial and final.

Final states: 0 (W: 2)

Transitions:

1: From 0 to 0 labeled by (ab,ba) W: 1

Caveat: The automata created with the `edit` function have the property that the initial and final functions are scalar functions, that is, the labels of initial and final arrows are restricted to be *weights*.

This restriction does not come from a theoretical limitation. One could imagine, and even wish, to work with automata in which the initial or final functions may take as a value a weighted expression, like any other transition label. To tell the truth, this possibility is open in the *library* of VAUCANSON 1.4.

But it turned out that not all functions in TAF-KIT 1.4 would behave correctly in presence of such general initial or final functions. This is the reason why we have left the restriction in the `edit` function and we make the assumption that all automata that are dealt with by TAF-KIT 1.4 meet this restriction, which we call the *scalar end-function condition*.

¹¹The transducer `test-fmp.xml` is supposed to have been created with one state, both initial and final.

Chapter 3

Specification of functions on automata and rational expressions

Functions are classified according to the type of automata they are applied to. They depend upon the type of the monoid: free monoid or direct product of two free monoids at this stage for TAF-KIT 1.4 and upon the type of the multiplicity semiring: ‘numerical’ semirings of different kinds. Some functions are specialised to even more particular type of alphabets. Note that TAF-KIT 1.4 offers no instance where the multiplicity semiring is a semiring of series (over a free monoid with multiplicity in a numerical semiring).¹ In this chapter, we give the specifications of the functions, that is, the preconditions on their arguments, and the description of the result and how it is related to the argument.

1. General automata and rational expressions
2. Weighted automata and rational expressions over free monoids
3. Automata and rational expressions over free monoids with weights in a field.
4. Boolean automata and rational expressions over free monoids
5. Weighted automata over product of two free monoids
6. Weighted automata over free monoids over alphabets of pairs

This classification is used to organise the lists of commands. Every instance of TAF-KIT contains the commands of the first section and of one or several others, as indicated in Table 3.1 below. A command with input and output arguments with different types belongs to the instance corresponding to the *input* type. Moreover, such a command exists only if the type of the *output* argument is instantiated as well (*cf.* `partial-identity`, Section 3.2.1.4).

Every section begins with the list of commands that are then described in the section.

¹Whereas this possibility is offered within the *library* VAUCANSON 1.4, but it is out of the scope of this user’s manual.

command name	alphabet type	weight semiring	function sections
vcsn-char-b	characters	$\langle \mathbb{B}, \vee, \wedge \rangle$	1, 2, 4
vcsn-int-b	integers	$\langle \mathbb{B}, \vee, \wedge \rangle$	1, 2, 4
vcsn-char-z	characters	$\langle \mathbb{Z}, +, \times \rangle$	1, 2
vcsn-int-z	integers	$\langle \mathbb{Z}, +, \times \rangle$	1, 2
vcsn-char-zmax	characters	$\langle \mathbb{Z}, \max, + \rangle$	1, 2
vcsn-char-zmin	characters	$\langle \mathbb{Z}, \min, + \rangle$	1, 2
vcsn-char-r	characters	$\langle \mathbb{R}, +, \times \rangle$	1, 2, 3
vcsn-char-q	characters	$\langle \mathbb{Q}, +, \times \rangle$	1, 2, 3
vcsn-char-f2	characters	$\langle \mathbb{F}_2, +, \times \rangle$	1, 2, 3
vcsn-char-char-b	pairs of characters	$\langle \mathbb{B}, \vee, \wedge \rangle$	1, 2, 4, 6
vcsn-char-int-b	pairs of character and integer	$\langle \mathbb{B}, \vee, \wedge \rangle$	1, 2, 4, 6
vcsn-int-int-b	pairs of integers	$\langle \mathbb{B}, \vee, \wedge \rangle$	1, 2, 4, 6
vcsn-char-char-z	pairs of characters	$\langle \mathbb{Z}, +, \times \rangle$	1, 2, 6
vcsn-int-int-z	pairs of integers	$\langle \mathbb{Z}, +, \times \rangle$	1, 2, 6
vcsn-char-fmp-b	characters	$\langle \mathbb{B}, \vee, \wedge \rangle$	1, 5
vcsn-char-fmp-z	characters	$\langle \mathbb{Z}, +, \times \rangle$	1, 5
vcsn-int-fmp-b	integers	$\langle \mathbb{B}, \vee, \wedge \rangle$	1, 5
vcsn-int-fmp-z	integers	$\langle \mathbb{Z}, +, \times \rangle$	1, 5

Table 3.1: The TAF-KIT instances in VAUCANSON 1.4 and their commands

3.1 General automata and rational expressions

Automata are ‘labelled graphs’, and these labels are, in full generality, elements of a monoid associated with a multiplicity (taken in a semiring), or a finite sum of such weighted elements. The commands considered in this section make assumption neither on the monoid, nor on the weight semiring. They are thus called by any instance of TAF-KIT, for automata of *any type*.²

1. Graph functions

- (1.1) `accessible <aut>`, `coaccessible <aut>`
- (1.2) `trim <aut>`, `is-trim <aut>`
- (1.3) `is-empty <aut>`
- (1.4) `is-useless <aut>`

2. Transformations of automata

- (2.1) `proper <aut>`, `is-proper <aut>`
- (2.2) `standardize <aut>`, `is-standard <aut>`

3. Operations on automata

- (3.1) `union <aut1> <aut2>`
- (3.2) `sum <aut1> <aut2>`
- (3.3) `concatenate <aut1> <aut2>`
- (3.4) `star <aut>`
- (3.5) `left-mult <aut> <k>`
- (3.6) `right-mult <aut> <k>`
- (3.7) `chain <aut> <n>`

4. Operations on behaviours of automata

- (4.1) `sum-S <aut1> <aut2>`
- (4.2) `cauchy-S <aut1> <aut2>`
- (4.3) `star-S <aut>`

5. Automata and expressions; operations on expressions

- (5.1) `aut-to-exp <aut>`, `aut-to-exp-DM <aut>`, `aut-to-exp-SO <aut>`
- (5.2) `expand <exp>`
- (5.3) `exp-to-aut <exp>`

²Allowing some exceptions, mentioned when describing the functions.

The following function is not implemented. It is just convenient to *describe specification* of ‘dual’ functions in this section. It differs from `transpose` as it has no effect on the labels.

`$ vcsn reverse a.xml > b.xml` Reverses every edge of the underlying graph of the automaton *a.xml*, as well as exchanges the initial and final edges and writes the result in *b.xml*.
`$`

3.1.1 Graph functions

Automata are ‘labelled graphs’: a number of functions on automata are indeed functions on the graph structure, irrespective of the labels.

3.1.1.1 accessible, coaccessible

`$ vcsn3 accessible a.xml > b.xml` Computes the accessible part of the automaton *a.xml* and writes the result in *b.xml*.
`$`

Specification:

The description of the function is the specification. It is realised by a traversal of the underlying graph of *a.xml*. It may imply a renumbering of the states.

`$ vcsn coaccessible a.xml > b.xml.` Computes the co-accessible part of the automaton *a.xml* and writes the result in *b.xml*.
`$`

Specification:

`coaccessible(a.xml) = reverse(accessible(reverse(a.xml)))`

3.1.1.2 trim, is-trim

`$ vcsn trim a.xml > b.xml` Computes the trim part of the automaton *a.xml* and writes the result in *b.xml*.
`$`

Specification:

`trim(a.xml) = coaccessible(accessible(a.xml))`

`$ vcsn -v is-trim a.xml` Tells whether or not the automaton *a.xml* is trim.
 Input is not trim

Specification:

`is-trim(a.xml) = is-accessible(a.xml) ∧ is-coaccessible(a.xml)`⁴

³As the functions of this section are valid for all instances of TAF-KIT 1.4, the instance in the description is shown under the generic name `vcsn`.

⁴Even if the functions `is-accessible` and `is-coaccessible` are not implemented, the specification is clear.

3.1.1.3 is-empty

```
$ vcsn -v is-empty a.xml
Input is not empty
```

Tells whether or not the automaton *a.xml* is empty.

3.1.1.4 is-useless

```
$ vcsn -v is-useless a.xml
Input is has successful computations
```

Tells whether or not the automaton *a.xml* has successful computations.

Specification:

`is-useless(a.xml) = is-empty(trim(a.xml))`

Comments: `is-useless` is a *graph function* and tests whether there are *successful computations* in the automaton, that is a sequence of co-terminal transitions, the first one beginning in an ‘initial state’, the last one ending in a ‘final state’. By definition, or by the way automata are specified in VAUCANSON, each of these transitions have a non-zero label. This does not imply that the label of the computation itself is different from zero, nor that the behaviour of the automaton is different from zero.

For instance, the behaviour of the \mathbb{Z} -automaton `us1.xml` of Figure 3.1 is the null series. Nevertheless one has:

```
$ vcsn-char-z -v is-useless us1.xml
Input has a successful computation
```

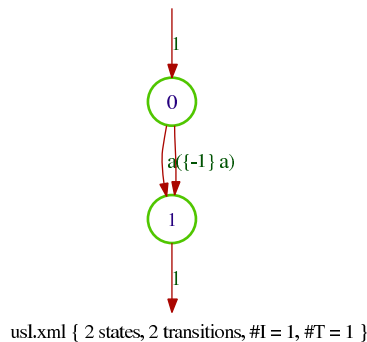


Figure 3.1: The \mathbb{Z} -automaton `us1.xml`

3.1.2 Transformations of automata

3.1.2.1 is-proper, proper

```
$ vcsn -v is-proper a.xml
Input is not proper
```

Tells whether or not the automaton *a.xml* is proper.

Specification:

An automaton is *proper* if it has no *spontaneous transitions*,⁵ that is, no transition labelled by the identity of the monoid (empty word for free monoids, the pair of empty words for product of free monoids). If a transition is labelled by a polynomial and not by a monomial, this means that the support of the polynomial does not contain the identity.

```
$ vcsn proper a.xml > b.xml      Computes a proper automaton equivalent to a.xml and writes
$                               the result in b.xml.
```

Specification:

- (i) This procedure can be called for automata of any type.
- (ii) The procedure eliminates the *spontaneous transitions* of the automaton. The result may not be defined for some automata of certain type. We follow the definition taken in [16, 17] and consider that the result is defined if, and only if, the family of weights of computations labelled by the identity is *summable*.
- (iii) The spontaneous-transition elimination algorithm implemented in VAUCANSON 1.4 is novel. It is valid for automata whose weight semiring is *positive* (such as $\mathbb{K} = \mathbb{B}, (\mathbb{Z}, \min, +)$, $(\mathbb{Z}, \max, +)$) or *ordered*, with a ‘positive’ part which is a subsemiring and a ‘negative’ part which is the opposite of the positive part (such as $\mathbb{K} = \mathbb{Z}, \mathbb{Q}, \mathbb{R}$). Finally, the case of $\mathbb{K} = \mathbb{F}_2$ is treated separately.

Altogether, the algorithm is valid for all instances of TAF-KIT 1.4. It is (will be indeed) documented in [14].

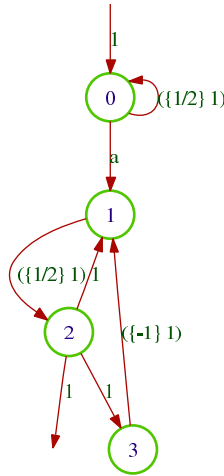
Example: We test the algorithm `proper` with the automaton `prp-tst1.xml` described below and represented at Figure 3.2. We run indeed the test with a varying weight k for the spontaneous transition 3 from state 1 to state 2 ($k = \frac{1}{2}$ in the illustration below).

```
$ vcsn-char-q -aa edit prp-tst1.xml
...
Automaton description:
States: 0, 1, 2, 3
Initial states: 0 (W: 1)
Final states: 2 (W: 1)

Transitions:
1: From 0 to 0 labeled by ({1/2} 1)
2: From 0 to 1 labeled by a
3: From 1 to 2 labeled by ({1/2} 1)
4: From 2 to 1 labeled by 1
5: From 2 to 3 labeled by 1
6: From 3 to 1 labeled by ({-1} 1)
```

Although there exists always an order to eliminating the spontaneous transitions such that one gets a valid automaton, the behaviour of `prp-tst1.xml` itself is defined if, *and only if*, $k < \frac{1}{2}$ and this is to be detected by the algorithm.

⁵Often called also *ε-transitions*.



ppp-tst1.xml { 4 states, 6 transitions, #I = 1, #T = 1 }

Figure 3.2: A test for the algorithm `proper`

3.1.2.2 `is-standard`, `standardize`

```
$ vcsn -v is-standard a.xml
Input is standard
```

Tells whether or not the automaton `a.xml` is standard.

Specification:

An automaton is said to be *standard* if it has a *unique initial state* which is the destination of no transition and whose *initial multiplicity* is equal to the *unit* (of the multiplicity semiring).

```
$ vcsn standardize a.xml > b.xml
$
```

Transforms `a.xml` into a standard automaton and writes the result in `b.xml`.

Specification:

- (i) If `a.xml` is standard, `b.xml=a.xml`.
- (ii) As a standard automaton is not necessarily proper, nor accessible, and the initial function of a state may a priori be any polynomial, `standardize` is not completely specified by the definition of standard automaton and (i) above.
- (iii) Roughly, the procedure amounts to make ‘real’ the *subliminal* initial state, eliminate by a *backward closure* the spontaneous transitions thus created, and suppress among the former initial states those ones that have become not accessible after the closure.

A more precise specification is given by the description of the algorithm at Section B.1.2.2.

Example: Figure 3.3 shows a transducer `tt1.xml` built for the sake of the example and the result of the command:

```
$ vcsn-char-fmp-b standardize tt1.xml \| display -
```

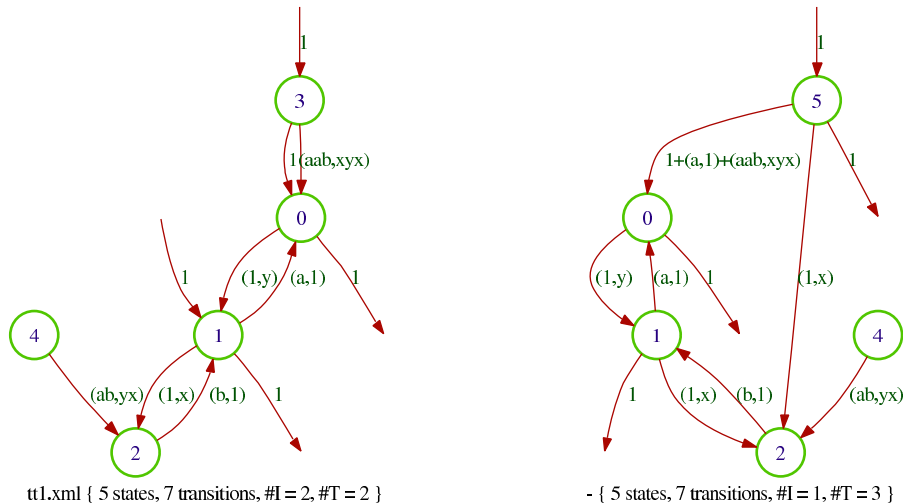


Figure 3.3: A transducer and its standardization

3.1.3 Operations on automata

Caveat: Five of the seven functions described in this subsection have *two input arguments*. The question then arise of the determination of the alphabet(s) of the output. Normally, it should be the *union* of the alphabet(s) of the input arguments.

In TAF-KIT 1.4, the alphabet(s) of the output is the alphabet(s) of the *first input argument*. And thus, the letters that appear in the labels of the second input automaton *must be contained* in the alphabet of the first input automaton. For further reference, we call this assumption the *two argument convention*. This error will be corrected in the subsequent versions of VAUCANSON.

3.1.3.1 union

```
$ vcsn union a.xml b.xml > c.xml    Builds the automaton that is the union of a.xml and b.xml
$                                     and writes the result in c.xml.
```

Precondition: No precondition besides the two argument convention.

3.1.3.2 sum

```
$ vcsn sum a.xml b.xml > c.xml      Build the automaton that is the 'sum' of a.xml and b.xml
$                                     and writes the result in c.xml.
```

Precondition: *a.xml* and *b.xml* are *standard*, for the sum operation is defined only on standard automata, and obey the two argument convention.

Specification:

cf. Section B.1.3.2

3.1.3.3 concatenate

```
$ vcsn concatenate a.xml b.xml > c.xml
$
```

Build the automaton that is the ‘concatenation’ of $a.xml$ and $b.xml$ and writes the result in $c.xml$.

Precondition: $a.xml$ and $b.xml$ are *standard*, for the concatenation operation is defined only on standard automata, and obey the two argument convention.

Specification:

cf. Section B.1.3.3.

Comments: The `concatenate` function of two automata realises the (*Cauchy*) *product* of their behaviours. We keep the word ‘product’ for a `product` function which is based on the *Cartesian product* of the automata and which realises the *intersection* of the accepted languages in the case of Boolean automata, and the *Hadamard product* of the behaviours in the general case of weighted automata (*cf.* Section 3.2.4.2).

3.1.3.4 star

```
$ vcsn star a.xml > b.xml
$
```

Build the automaton that is the star of $a.xml$ and writes the result in $b.xml$.

Precondition: $a.xml$ is *standard*, for the star operation is defined only on standard automata.

Specification:

cf. Section B.1.3.4

3.1.3.5 left-mult

```
$ vcsn left-mult a.xml k > b.xml
$
```

Build the automaton that is obtained by multiplication on the left of $a.xml$ by k and writes the result in $b.xml$.

Precondition: $a.xml$ is *standard*, for the left ‘exterior’ multiplication operation is defined only on standard automata.

Specification:

cf. Section B.1.3.5

Comments: Beware that although the multiplication is on the left, the operand k is the *second* argument, and thus written on the right of $a.xml$.

3.1.3.6 right-mult

```
$ vcsn right-mult a.xml k > b.xml
$
```

Build the automaton that is obtained by multiplication on the right of *a.xml* by *k* and writes the result in *b.xml*.

Precondition: *a.xml* is *standard* for the right ‘exterior’ multiplication operation is defined only on standard automata.

Specification:

cf. Section B.1.3.6

Example: Figure 3.4 shows the effect of a left and a right exterior multiplication on the standardization of the \mathbb{Z} -automaton *c1.xml*.

```
$ vcsn-char-z standardize c1.xml \left-mult - 3 \display -
$ vcsn-char-z standardize c1.xml \right-mult - 5 \display -
```

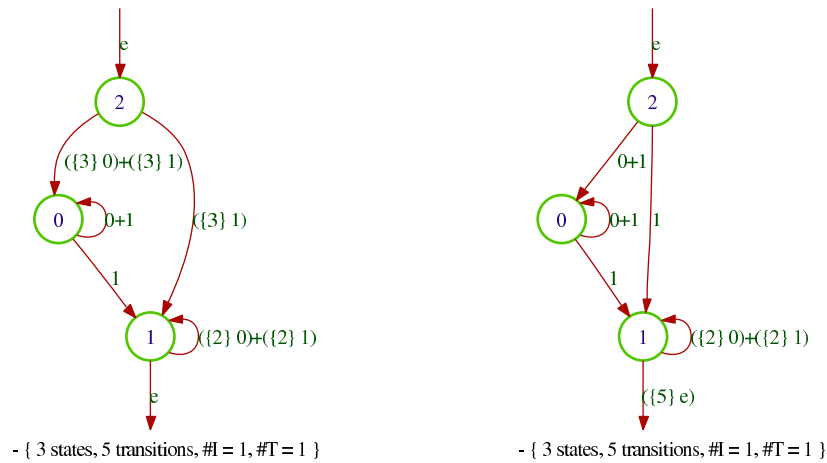


Figure 3.4: Left and right multiplication on a standard \mathbb{Z} -automaton

3.1.3.7 chain

```
$ vcsn chain a.xml n > b.xml
$
```

Build the concatenation of *n* copies of *a.xml* by and writes the result in *b.xml*.

Precondition: *a.xml* is *standard*, for the concatenation operation is defined only on standard automata.

Specification:

```
$ vcsn chain a.xml 0 > u.xml
```

where *u.xml* is the one state automaton (initial and final) with no transitions, which accepts the empty word and which is the identity element for the concatenation of automata.

Example: Figure 3.5 shows the effect of a concatenation of 3 copies of the standardization of the (\mathbb{B} -)automaton *a1.xml*.

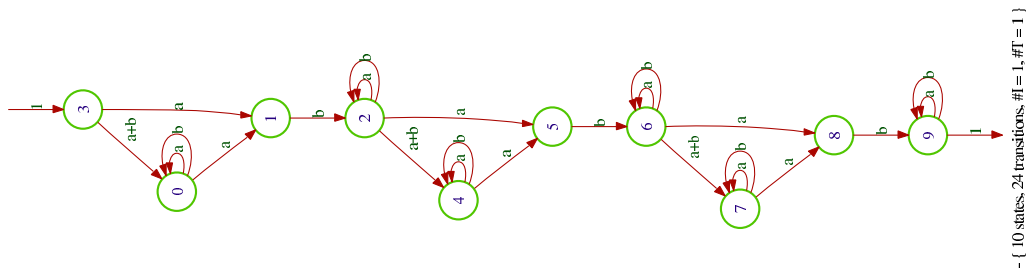


Figure 3.5: Concatenation of 3 copies of the standardization of `a1.xml`.

```
$ vcsn-char-z standardize a1.xml \ / chain - 3 \ / display -
```

Comments: This function compensates for the absence of exponents in the writing of rational expressions. Note that it may easily yield large automata and entail long execution time.

3.1.4 Operations on behaviour of automata

These functions implement somehow (one direction of) Kleene's theorem by building standard automata which realize the rational operations on the behaviour of the parameters (the `-S` stands for 'series', as the behaviour is a series in general).

3.1.4.1 `sum-S`

```
$ vcsn sum-S a.xml b.xml > c.xml
$
```

Build a standard automaton whose behaviour is the sum of the behaviours of `a.xml` and `b.xml` and writes the result in `c.xml`.

Precondition: No precondition besides the two argument convention.

Specification:

```
sum-S(a.xml, b.xml) = sum(standardize(a.xml), standardize(b.xml))
```

3.1.4.2 `cauchy-S`

```
$ vcsn cauchy-S a.xml b.xml > c.xml
$
```

Build a standard automaton whose behaviour is the (Cauchy) product of the behaviours of `a.xml` and `b.xml` and writes the result in `c.xml`.

Precondition: No precondition besides the two argument convention.

Specification:

```
cauchy-S(a.xml, b.xml) = concatenate(standardize(a.xml), standardize(b.xml))
```

Comments: The terminology used here is meant to recall that the *product* of behaviours of automata, seen as *series*, is the Cauchy product, and corresponds to the *concatenation* of automata (when they are standard automata) and *not to their product*. The latter is defined for *realtime automata* over a free monoid only (*cf.* Section 3.2.4.2).

3.1.4.3 star-S

```
$ vcsn star a.xml > b.xml          Build a standard automaton whose behaviour is the star of the
$                                   behaviour of a.xml and writes the result in b.xml.
```

Precondition: No precondition.

Specification:

$\text{star-S}(a.xml) = \text{star}(\text{standardize}(a.xml))$

3.1.5 Automata and expressions; operations on expressions

3.1.5.1 aut-to-exp, aut-to-exp-DM *<aut>*, aut-to-exp-SO *<aut>*

In VAUCANSON, expressions are computed from automata by the *state elimination method*. The algorithm is then specified by the *order* in which the states are eliminated. In TAF-KIT 1.4, the order is either an order computed by a heuristics called the *naive heuristics* — which is the default option —, or an order computed by a heuristics due to Delgado-Morais [9], or simply the order of the state identifiers.

```
$ vcsn -oxml aut-to-exp a.xml > e.xml          Build a rational expression which denotes the
$ vcsn -oxml aut-to-exp-DM a.xml > e.xml       behaviour of a.xml and writes the result in
$ vcsn -oxml aut-to-exp-SO a.xml > e.xml       e.xml.
$
```

Precondition: No precondition.

Specification:

cf. Section B.1.4.

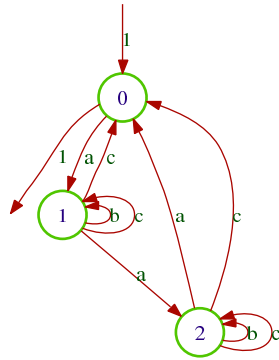
Example: The three orders applied to the automaton ladybird-3.xml (Figure 3.6) give the following results.

```
$ vcsn-char-b aut-to-exp ladybird-3.xml
a.(c.a+b+c+a.(b+c)*.(c+a).a)*.(c+a.(b+c)*.(c+a))+1
$ vcsn-char-b aut-to-exp-DM ladybird-3.xml
(a.(b+c)*.c+a.(b+c)*.a.(b+c)*.(c+a))*
$ vcsn-char-b aut-to-exp-SO ladybird-3.xml
a.(c.a+b+c)*.a.((c+a).a.(c.a+b+c)*.a+b+c)*.((c+a).a.(c.a+b+c)*.c+c+a)+a.(c.a+b+c)*.c+1
```

On this example the DM heuristics seems to be better than the naive one. They give indeed the same results in many cases (eg for ladybird-*n.xml* for $n \geq 4$). A thorough comparison between the two heuristics remains to be done.

The same functions apply of course to weighted automata and transducers as well.

```
$ vcsn-char-z aut-to-exp c1.xml
(0+1)*.1.(2 0+2 1)*
$ vcsn-char-fmp-b aut-to-exp t1.xml
((a,1).(1,y)+(1,x).(b,1))*((a,1)+1)
$ vcsn-char-fmp-b aut-to-exp-SO t1.xml
((a,1).(1,y))*.(1,x).((b,1).((a,1).(1,y))*.(1,x))*.(b,1).((a,1).(1,y))*
((a,1)+1)+((a,1).(1,y))*((a,1)+1)
```



ladybird-3.xml { 3 states, 9 transitions, #I = 1, #T = 1 }

Figure 3.6: The automaton ladybird-3.xml

3.1.5.2 exp-to-aut

```
$ vcsn -ixml exp-to-aut e.xml > a.xml
$
```

Build an automaton whose behaviour is denoted by the expression *e.xml* and writes the result in *a.xml*.

Precondition: no precondition.

Specification:

The automaton *a.xml* is the ‘standard automaton’ of the expression *e.xml*, computed by the recursive use of the operations on automata, as described at Section 3.1.3 and as specified at Section B.1.3.

For the specification of the expression formats, *cf.* Section 2.1.3.2.

Caveat: (i) For technical reasons, the `exp-to-aut` function *is not implemented* for the *fmp* instances, that is, for transducers, in TAF-KIT 1.4.

(ii) The actual implementation of `exp-to-aut` carries out first a ‘letterization’ of the expression, which is not necessary in principle. As it is, it is completely synonymous to the **standard** function (*cf.* Section 3.2.3). This is one of the reasons for which it is not implemented for the *fmp* instances.

Example: The `exp-to-aut` function is not implemented for transducers, but is for weighted automata, as shown at Figure 3.7, result of the following command (*cf.* [16, Exer. III.2.24]).

```
$ vcsn-char-q -aab exp-to-aut '(1/6a* + 1/3b*)*' \display -
```

3.1.5.3 expand

```
$ vcsn -ixml -oxml expand e.xml > f.xml
$
```

Expands the expression *e.xml* and writes the result in *a.xml*.

Specification:

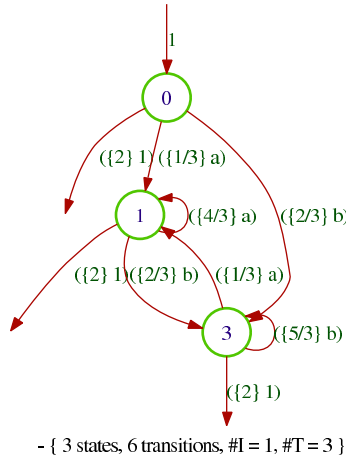


Figure 3.7: A standard \mathbb{Q} -automaton built by `exp-to-aut`

Distributes product over addition recursively under the starred subexpressions and groups the equal monomials.

For the specification of the expression formats, *cf.* Section 2.1.3.2.

Example:

```
$ vcsn-char-b -aabc expand '(a+b+1)((a+ba)(ca+cc))*'
a.(aca+acc+bac+a+bacc)*+b.(aca+acc+bac+a+bacc)*+(aca+acc+bac+a+bacc)*
$ vcsn-char-z -aabc expand 'a(b(c+a)*+c(b)*)+ac(1+b)(b*)'
ab.(a+c)*+2 (ac.b*)+acb.b*
```

Caveat: Not implemented for the *fmp* instances, that is, for expressions over a direct product of free monoids.

3.2 Weighted automata and expressions over free monoids

The following functions concern automata over a free monoid — as opposed to automata over a direct product of free monoids. *A priori*, there is no assumption on the multiplicity semiring. However, in VAUCANSON 1.4, TAF-KIT gives access to automata with weight in ‘numerical’ *commutative* semirings only.

The next two sections, Section 3.3 and Section 3.4, will describe functions that are special to automata with multiplicity in a field (\mathbb{R} , \mathbb{Q} and \mathbb{F}_2) and in \mathbb{B} respectively.

1. Properties and transformations of automata

- (1.1) `transpose <aut>`
- (1.2) `is-realtime <aut>`, `realtime <aut>`
- (1.3) `is-unambiguous <aut>`
- (1.4) `partial-identity <aut>`
- (1.5) `characteristic <aut>`
- (1.6) `support <aut>`

2. Behaviour of automata

- (2.1) `eval <aut> <word>`
- (2.2) `eval-S <aut> <word>`

3. From expressions to automata

- (3.1) `standard <exp>`
- (3.2) `thompson <exp>`
- (3.3) `star-alphabet <exp>`

4. Operations on automata

- (4.1) `quotient <aut>`
- (4.2) `product <aut1> <aut2>`
- (4.3) `power <aut> <n>`
- (4.4) `shuffle <aut1> <aut2>`, `infiltration <aut1> <aut2>`

3.2.1 Properties and transformations of automata

The following function is not implemented. It is just convenient to *describe the specification* of `realtime`.

```
$ vcsn letterize a.xml > b.xml
$
```

Computes from *a.xml* an equivalent automaton whose transitions are all labelled by letters or the empty word, by cutting the label of every transition into letters and writes the result in *b.xml*.

3.2.1.1 transpose

```
$ vcsn transpose a.xml > b.xml      Computes the transposition of the automaton a.xml and
$                                     writes the result in b.xml.
```

Specification:

Builds the transposition of the underlying graph, and *exchanges* the initial and final functions (that is, realises the function **reverse** (*cf.* Section 3.1). Finally, transposes the labels as well, that is, takes the *mirror* image of the words that label the transitions *and* in the initial and final functions.⁶

Comments: (i) The behaviour of \mathcal{A}^t , the tranpose of \mathcal{A} , is the transpose of the behaviour of \mathcal{A} .

(ii) There exists a **transpose** function for transducers (**fmp**) as well, that will be redefined explicitey for them (*cf.* Section 3.5.1.2).

3.2.1.2 is-realtime, realtime

```
$ vcsn is-realtime -v a.xml        Tells whether or not the automaton a.xml is realtime.
Input is realtime
```

Specification:

An automaton (over a free monoid) is realtime if it is both letterized and proper.

Caveat: The label of a transition of a realtime automaton is not necessarily a weighted letter but may be a *sum* of weighted letters as shown on the following example (*cf.* Figure 2.6 for the automaton *c1.xml*).

```
$ vcsn-char-z -v is-realtime c1.xml
Input is realtime
```

```
$ vcsn realtime a.xml > b.xml      Computes from a.xml an automaton by eliminating the spon-
$                                     taneous transitions from the letterized version of a.xml and
                                     writes the result in b.xml.
```

Specification:

$\text{realtime}(a.xml) = \text{proper}(\text{letterize}(a.xml))$

Comments: (i) The problem with **realtime** is the same as the one of **proper** and has been mentioned at Section 3.2.4.2.

(ii) $\text{letterize}(\text{proper}(a.xml))$ is another realtime automaton, which has potentially many more states and transitions than $\text{realtime}(a.xml)$.

⁶Such automata cannot be built by the **edit** function and will not be considered within TAF-KIT 1.4 (scalar end-function condition).

3.2.1.3 is-unambiguous

`$ vcsn -v is-unambiguous a.xml`
 Input is unambiguous

Tells whether or not the automaton *a.xml* is unambiguous.

Precondition: *a.xml* is a *realtime* automaton.

Specification:

An automaton is *unambiguous* if every word accepted by the automaton is the label of *only one* successful computation.

Comments: (i) Being ambiguous or unambiguous is classically a property of Boolean automata. We have found interesting to extend the definition to any weighted automata

(ii) The function implements the following characterization of unambiguous automata which yields an algorithm of polynomial complexity: *An automaton \mathcal{A} is ambiguous if, and only if, the trim part of the product $\mathcal{A} \times \mathcal{A}$ contains a state outside of the diagonal.*

3.2.1.4 partial-identity

`$ vcsn partial-identity a.xml > t.xml`
`$`

Transforms the automaton *a.xml* over A^* into an automaton over $A^* \times A^*$ (a **fmp-transducer**) which realises the identity on the behaviour of *a.xml* and writes the result in *t.xml*.

Precondition: no precondition.

Specification:

Every transition of *t.xml* is obtained from a transition of *a.xml* by keeping the same weight and by replacing the label *f* by the pair (f, f) .

Example:

`$ vcsn-char-z partial-identity c1.xml > c1pi.xml`
`$ vcsn-char-fmp-z display c1pi.xml`

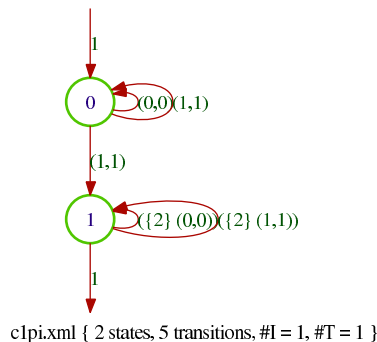


Figure 3.8: A weighted partial identity

Caveat: (i) The `partial-identity` function is implemented for the TAF-KIT instances `vcsn-char-b`, `vcsn-int-b`, `vcsn-char-z`, et `vcsn-int-z` only, so that the type of the result matches an implemented instance for `fmp`.

(ii) As the type of the result is different from the type defined by the calling instance of TAF-KIT, it is not possible to use the internal pipe to chain the functions.

(iii) The `partial-identity` function requires the automaton to meet the scalar end-function condition in order to behave correctly.

3.2.1.5 characteristic

```
$ vcsn-xxx-k characteristic a.xml > b.xml
$
```

Transforms the *Boolean* automaton *a.xml* into a characteristic automaton whose weight semiring is determined by the calling instance of TAF-KIT and writes the result in *b.xml*.

Precondition: no precondition.

Example:

```
$ vcsn-char-zmin characteristic a1ct.xml > a1ctchr.xml
$ vcsn-char-zmin display a1ctchr.xml
```

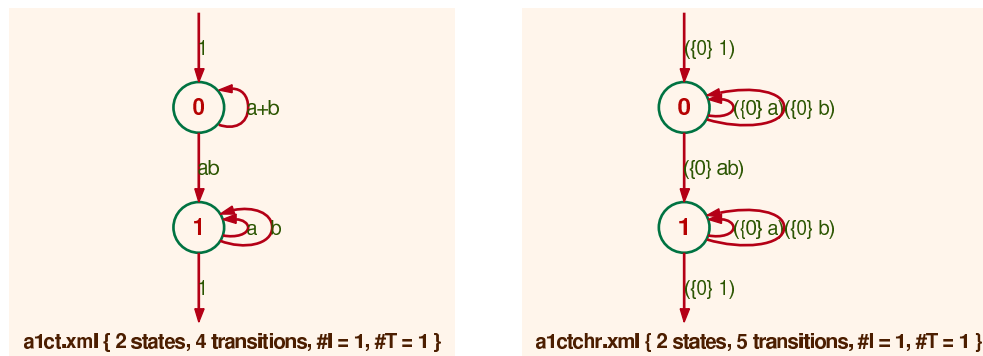


Figure 3.9: A compact version of \mathcal{A}_1 and its characteristic automaton in $(\mathbb{Z}, \min, +)$

Comments: Eventhough different from the type of the input, the type of the result corresponds to the calling instance of TAF-KIT: the internal pipe is thus usable.

3.2.1.6 support

```
$ vcsn-xxx-k support a.xml > b.xml
$
```

Transforms the automaton *a.xml* (whose weight semiring is determined by the calling instance of TAF-KIT) into a *Boolean* automaton and writes the result in *b.xml*.

Precondition: no precondition.

Example:

```
$ vcsn-char-z support c1.xml > c1spp.xml
$ vcsn-char-b display c1spp.xml
```

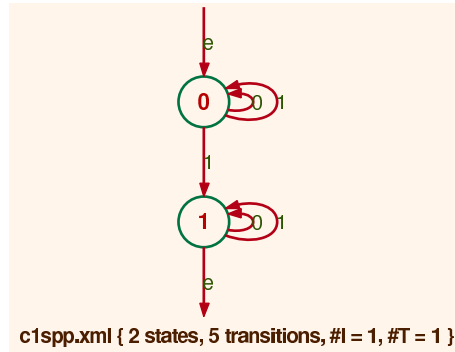


Figure 3.10: The support of \mathcal{C}_1

3.2.2 Behaviour of automata

The function `aut-to-exp` and its variant (*cf.* Section 3.1.5.1) apply to these automata.

3.2.2.1 eval

`$ vcsn eval a.xml 'word'` Computes the coefficient of the word *word* in the series realized
 <value> by *a.xml*.

- Precondition:** (i) *a.xml* is realtime.
 (ii) *word* is a sequence of letters in the input alphabet of *a.xml* (the generators of A^*).

Example:

```
$ vcsn-char-z power7 c1.xml 10 > c10.xml
$ vcsn-char-z eval c10.xml '10'
1024
```

Caveat: The parameter *word* must be a sequence of letters, and not an expression which denotes a word.

```
$ vcsn-char-z eval c10.xml '1 0'
FATAL: Cannot parse 1 0
```

Comments: *cf.* Section B.2.2.1 for the description of the algorithm.

3.2.2.2 eval-S

`$ vcsn eval-S a.xml 'word'` Computes the coefficient of the word *word* in the series realized
 <value> by *a.xml*.

- Precondition:** (i) No condition on *a.xml*.
 (ii) As for `eval`, *word* is a sequence of letters in the input alphabet of *a.xml*.

Specification:

$$\text{eval-S}(a.xml, word) = \text{eval}(\text{realtime}(a.xml), word).$$

⁷*cf.* Section 3.2.4.3.

3.2.3 From expressions to automata

3.2.3.1 standard

```
$ vcsn standard e.xml > a.xml      Computes the standard automaton of e.xml and writes the
$                                result in a.xml.
```

Specification:

We call *standard automaton* what is often called in the literature *Glushov automaton* or *position automaton* of the expression that is thus understood to be ‘letterized’ (even if it not necessarily so in VAUCANSON 1.4).

Comments: In TAF-KIT 1.4, the `standard` function is synonymous to `exp-to-aut`, or to be more precise, the `exp-to-aut` function is synonymous to `standard` (*cf.* Section 3.1.5.2).

3.2.3.2 thompson

```
$ vcsn thompson e.xml > a.xml      Computes the Thompson automaton of e.xml and writes the
$                                result in a.xml.
```

Specification:

The precise specification of `thompson` is to be found elsewhere (and probably to be written).

Comments: (i) The following holds: `standard(e.xml) = proper(thompson(e.xml))` with the specification that `proper` implements the *backward* elimination of spontaneous transitions.

(ii) The way automata are built and implemented in VAUCANSON makes that this construction has more a historical interest than an algorithmic one. It is also useful to building tests (because of the above equation).

3.2.3.3 star-alphabet

```
$ vcsn --alphabet=alpha star-alphabet > a.xml      Creates the automaton a.xml whose be-
$                                                  haviour is the characteristic series of the free
                                                  monoid generated by alpha.
```

Specification:

The automaton *a.xml* has one state, both initial and final, and a transition for every letter in *alpha*.

3.2.4 Operations on automata

3.2.4.1 quotient

```
$ vcsn quotient a.xml > b.xml      Computes the quotient of a.xml and writes the result in b.xml.
$
```

Precondition: *a.xml* is a *realtime* automaton.

Comments: The `quotient` function implements an iterative refinement of equivalences over states (by a variant of Hopcroft’s algorithm). For an example, *cf.* Figure 3.12.

3.2.4.2 product

`$ vcsn product a.xml b.xml > c.xml` Computes the product of *a.xml* and *b.xml* and writes the result in *c.xml*.
`$`

Precondition: (i) *a.xml* and *b.xml* are *realtime* automata and obey the two argument convention (cf. Section 3.1.3).

(ii) This operation requires, to be meaningful, that the weight semiring be *commutative*, and this is the case for all the instances implemented in TAF-KIT 1.4.

Specification:

The product of *a.xml* and *b.xml* is, by definition, the *accessible part* of the automaton whose set of states is the cartesian product of the sets of states of the two automata and whose transitions are defined by

$$\forall p, q \in \mathcal{A}, \forall r, s \in \mathcal{B} \quad p \xrightarrow{\mathcal{A}}^{ak} q \quad \text{and} \quad r \xrightarrow{\mathcal{B}}^{ah} s \quad \Longrightarrow \quad (p, r) \xrightarrow{\mathcal{A} \times \mathcal{B}}^{akh} (q, s)$$

and the initial and final functions by

$$\forall p \in \mathcal{A}, \forall r \in \mathcal{B} \quad I(p, r) = I(p)I(r) \quad \text{and} \quad T(p, r) = T(p)T(r).$$

Comments: (i) The result *c.xml* is a realtime automaton.

(ii) In terms of *representations*, the representation of the product is the *tensor product* of the representations of the operands (cf. [16, Sect. III.3.2]).

Example: Together with the command `star-alphabet`, `product` allows the *projection* over a subalphabet of an automaton.

```
$ vcsn-char-z -a1 star-alphabet > ustar.xml
$ vcsn-char-z product c1.xml ustar.xml > c1u.xml
$ vcsn-char-z display c1u.xml
```

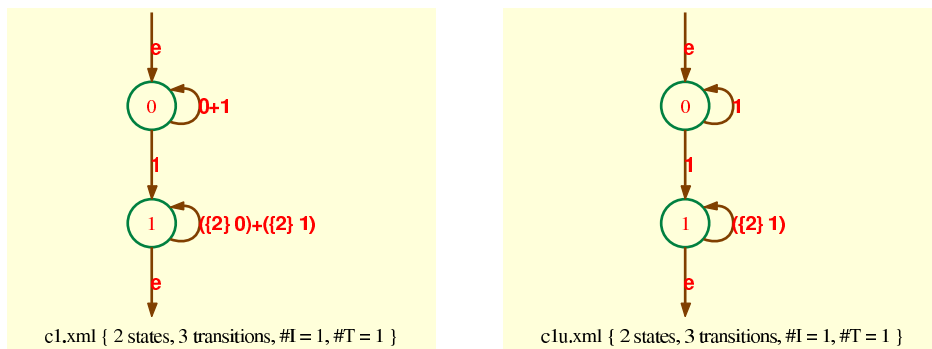


Figure 3.11: Projection of \mathcal{C}_1 over $\{1\}^*$

3.2.4.3 power

`$ vcsn power a.xml n > d.xml` Computes the product of *a.xml* by itself *n* times and writes the result in *d.xml*.
`$`

Precondition: (i) *a.xml* is *realtime*.

(ii) This operation requires, to be meaningful, that the weight semiring be *commutative*, and this is the case for all the instances implemented in the TAF-KIT 1.4.

Specification:

`$ vcsn power a.xml 0 > ustar.xml`

where *ustar.xml* is the one state automaton (initial and final) with one transition for every letter of the alphabet of *a.xml*, which accepts the whole free monoid and which is the identity element for the power of automata.

Example:

`$ vcsn-char-z power cc1.xml 2 > cc2.xml`

`$ vcsn-char-z quotient cc2.xml 2 > cc2q.xml`

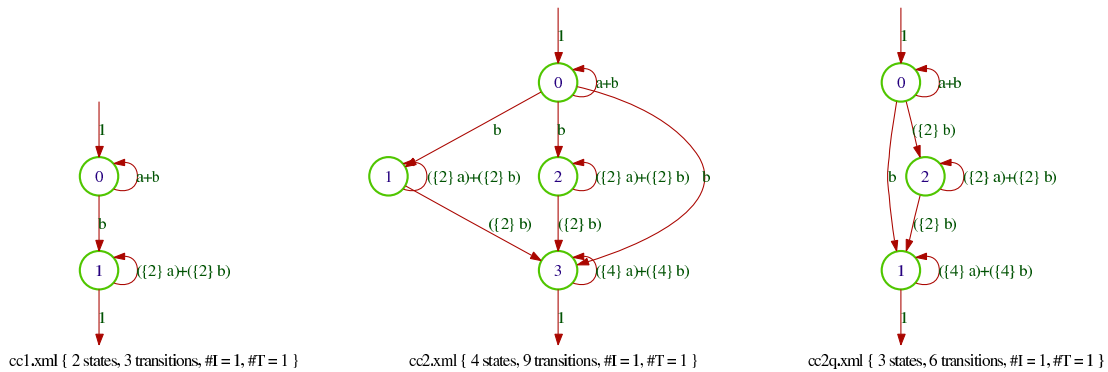


Figure 3.12: The \mathbb{Z} -automaton *cc1.xml*, its square *cc2.xml* and the quotient of *cc2.xml*

3.2.4.4 shuffle

`$ vcsn shuffle a.xml b.xml > c.xml` Computes the shuffle of *a.xml* and *b.xml* and writes the result in *c.xml*.
`$`

Precondition: (i) *a.xml* and *b.xml* are *realtime* automata and obey the two argument convention.

(ii) This operation requires, to be meaningful, that the weight semiring be *commutative*, and this is the case for all the instances implemented in the TAF-KIT 1.4.

Specification:

The shuffle of $a.xml$ and $b.xml$ is, by definition (cf. [16, Sect. III.3.2.6]), the *accessible part* of the automaton whose set of states is the cartesian product of the sets of states of the two automata and whose transitions are defined by

$$\forall p, q \in \mathcal{A}, \forall r \in \mathcal{B} \quad p \xrightarrow{\mathcal{A}}^{a|k} q \quad \Longrightarrow \quad (p, r) \xrightarrow{\mathcal{A} \dot{\cup} \mathcal{B}}^{a|k} (q, r)$$

$$\forall p \in \mathcal{A}, \forall r, s \in \mathcal{B} \quad r \xrightarrow{\mathcal{B}}^{a|h} s \quad \Longrightarrow \quad (p, r) \xrightarrow{\mathcal{A} \dot{\cup} \mathcal{B}}^{a|h} (p, s)$$

and the initial and final functions by

$$\forall p \in \mathcal{A}, \forall r \in \mathcal{B} \quad I(p, r) = I(p)I(r) \quad \text{and} \quad T(p, r) = T(p)T(r).$$

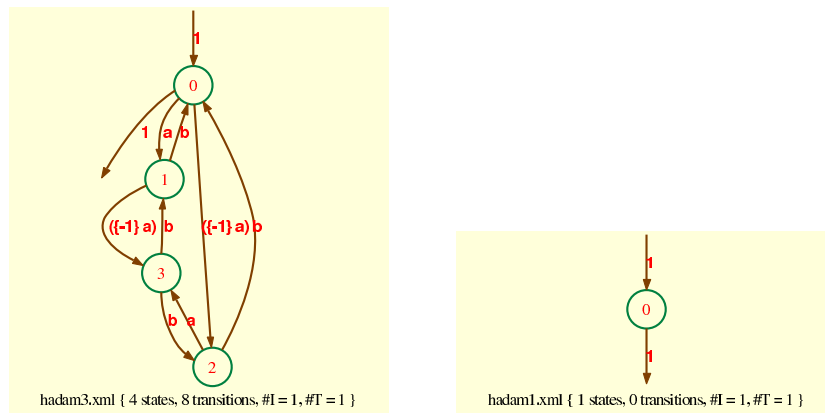


Figure 3.13: Two shuffle products of \mathbb{Z} -automata

Example: (i) Figure 3.13 shows the shuffle products of the \mathbb{Z} -automata that realize the series $(ab)^*$ and $(-ab)^*$ (on the left) and the series $(a)^*$ and $(-a)^*$ (on the right) — cf. [16, Exer. III.3.3.15].

(ii) The shuffle product of two words yields the set of words obtained by intertwining their letters. The function `expand` is well suited for the presentation of the result of such shuffle products.

```
$ vcsn-char-z -aab exp-to-aut 'ab' > ab.xml
$ vcsn-char-z -aab exp-to-aut 'ba' > ba.xml
$ vcsn-char-z shuffle ab.xml ba.xml \| aut-to-exp -
(a.b+b.a).(b.a+a.b)+a.b.b.a+b.a.a.b
$ vcsn-char-z shuffle ab.xml ba.xml \| aut-to-exp - \| expand -
abab+{2} abba+{2} baab+baba
```

3.2.4.5 infiltration

```
$ vcsn infiltration a.xml b.xml > c.xml
$
```

Computes the infiltration of *a.xml* and *b.xml* and writes the result in *c.xml*.

Precondition: (i) *a.xml* and *b.xml* are *realtime* automata and obey the two argument convention.

(ii) This operation requires, to be meaningful, that the weight semiring be *commutative*.

Specification:

The infiltration of *a.xml* and *b.xml* is, by definition (cf. [16, Sect. III.3.2.6]), the *accessible part* of the automaton whose set of states is the cartesian product of the sets of states of the two automata and whose transitions are those of the product *and* of the shuffle.

Example: As for the shuffle, the function `expand` is well suited for the presentation of the result the infiltration of words.

```
$ vcsn-char-z infiltration ab.xml ab.xml \| aut-to-exp - \| expand -
{2} aab+{4} aabb+ab+{2} abab+{2} abb
```

Comments: The infiltration product has been introduced (under the name *shuffle!*) by Chen, Fox and Lyndon in the study of the free group [7]. It appears in identities between generalised binomial coefficients, that is, when counting the subwords (cf. [15, Chap. 6]). More precisely, if $\binom{f}{g}$ denotes the number of subwords of *f* equal to *g*, and $f \uparrow g$ the polynomial obtained by the *infiltration* of *f* and *g*, it holds:

$$\langle f \uparrow g, g \rangle = \binom{f}{g} .$$

It is then easy to write a script that computes $\binom{f}{g}$: write the following lines

```
#!/bin/sh
vcsn-char-z -a"$1" exp-to-aut "$2" > /tmp/tmp1.xml
vcsn-char-z -a"$1" exp-to-aut "$3" > /tmp/tmp2.xml
vcsn-char-z infiltration /tmp/tmp1.xml /tmp/tmp2.xml \| eval - "$3"
```

in a file called `binom`, make this file executable and store it in a folder whose address appears in the `PATH` variable. One then have a command with 3 arguments: the first one is the alphabet, the next two are words *f* and *g* over this alphabet; the command outputs $\binom{f}{g}$.

```
$ binom ab aabb ab
4
```

3.3 Automata and rational expressions on free monoids with weights in a field

Three instances of TAF-KIT 1.4 implement a weight semiring which is a *field*: `vcsn-char-q`, `vcsn-char-r`, and `vcsn-char-f2`, for which the weight semiring is \mathbb{Q} , \mathbb{R} , and $\mathbb{F}_2 = \mathbb{Z}/2\mathbb{Z}$ respectively (*cf.* Section 1.2.2). In addition to all the functions of the preceding section which obviously apply, a function `reduce` is specific to those automata whose weight semiring is a field. It then easily allows to test the *equivalence* of two automata or expressions.

1. Operations on automata

(1.1) `reduce <aut>`

(1.2) `are-equivalent <aut1> <aut2>`

2. Operations on expressions

(2.1) `are-equivalent-E <exp1> <exp2>`

3.3.1 Operations on automata

3.3.1.1 reduce

```
$ vcsn reduce a.xml > b.xml
$
```

Computes from *a.xml* an equivalent automaton of minimal dimension and writes the result in *b.xml*.

Precondition: *a.xml* is realtime.

Comments: Implements Schützenberger algorithm for reduction of representations (*cf.* Section B.3).

Caveat: (i) The reduction algorithm may well produce an automaton which will look more ‘complicated’ than the original one, especially when the latter is already of minimal dimension. Figure 3.14 shows such an example.

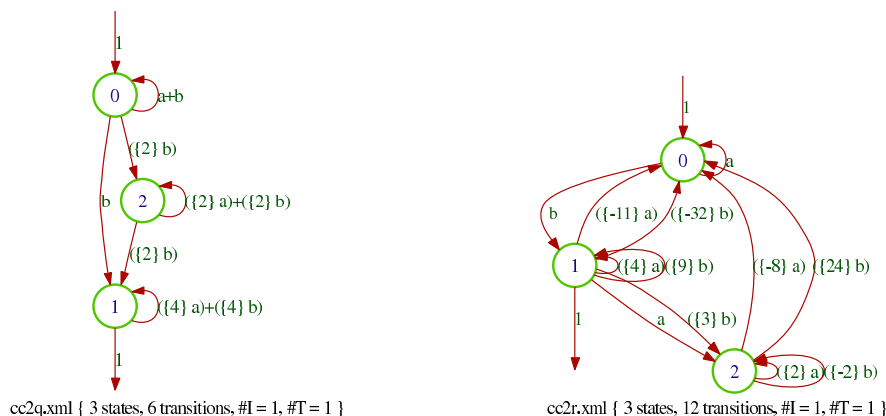


Figure 3.14: The quotient of `cc2.xml` and its ‘reduction’.

(ii) The computation of reduced representations implies the *exact* resolution of linear systems of equations which becomes problematic when the dimension of the systems grows. The following example shows an error occurs when dealing with systems of dimension 32 (dans \mathbb{R}) ou 1024 (dans \mathbb{Q}): the number of states should be 6 in the first case, 11 in the second.⁸

```
$ vcsn-char-r power c1.xml 5 \ / reduce - \ / data -
States: 10
Transitions: 88
Initial states: 1
Final states: 1
$ vcsn-char-q power c1.xml 10 \ / reduce - \ / data -
States: 25
Transitions: 444
Initial states: 1
Final states: 1
```

3.3.1.2 are-equivalent

```
$ vcsn -v are-equivalent a.xml b.xml Tells whether or not the automata a.xml and b.xml realize
Automata are not equivalent the same series.
```

Precondition: no precondition.

Specification:

```
are-equivalent(a.xml,b.xml) =
  is-empty(reduce(sum(standardize(realtime(a.xml)),
                    left-mult(standardize(realtime(b.xml)),-1))))
```

3.3.2 Operations on expressions

3.3.2.1 are-equivalent-E

```
$ vcsn -v -ixml are-equivalent-E e.xml f.xml Tells whether or not the expressions e.xml
Expressions are equivalent and f.xml denote the same language.
```

Specification:

```
are-equivalent-E(e.xml,f.xml) = are-equivalent(standard(e.xml),standard(f.xml))
```

Caveat: The specifications for the input format of rational expressions apply for this function. For instance, the alphabet must be specified if the expressions are given as strings.

Example:

```
$ vcsn-char-q -aab -v are-equivalent-E 'b*({2}a).b*'*' '({2}a)*b)*({2}a)*'
Expressions are equivalent
```

⁸These data depend heavily on the examples, *and also* on the machine on which the examples are run.

3.4 Boolean automata and rational expressions on free monoids

The classical theory of automata has been developed for automata with no weight, that is, with weight taken in the Boolean semiring. All functions of Section 3.1 and Section 3.2 obviously apply. But a number of other functions, very important ones indeed, are specific to Boolean automata.

1. Operations on automata

- (1.1) `is-complete <aut>`, `complete <aut>`
- (1.2) `is-deterministic <aut>`, `determinize <aut>`
- (1.3) `complement <aut>`
- (1.4) `minimize <aut>`
- (1.5) `prefix <aut>`, `suffix <aut>`, `factor <aut>`

2. Operations on the behaviour of automata

- (2.1) `enumerate <aut>`
- (2.2) `shortest <aut>`
- (2.3) `intersection <aut1> <aut2>`
- (2.4) `are-equivalent <aut1> <aut2>`
- (2.5) `universal <aut>`

3. Operations on expressions

- (3.1) `derived-term <exp>`
- (3.2) `are-equivalent-E <exp1> <exp2>`

Comments: For clarifying specifications, we make use of some specific automata:

- \mathcal{V} is the empty automaton (no state);
- \mathcal{W} is the one-state automaton, where the unique state is initial but not final, and is both the source and the target of a transition labeled by every letter of the alphabet.

3.4.1 Operations on automata

3.4.1.1 `is-complete`, `complete`

```
$ vcsn -v is-complete a.xml           Tells whether or not the automaton a.xml is complete.  
Input is complete
```

Precondition: *a.xml* is realtime.

Specification:

A realtime automaton *a.xml* over the alphabet *A* is *complete* if

- (a) it has at least one initial state;

(b) every state of $a.xml$ is the origin of at least one transition labelled by a , for every a in A .

Comments: As a consequence of the specifications, every word of A^* is the label of at least one computation in $a.xml$ (characteristic property which makes (a) necessary), possibly a not successful one.

(i) The property thus depends not only on $a.xml$ itself, but also on the alphabet on which $a.xml$ is constructed. Or, to tell it in another way, not only on the *value* of the automaton, but also on its *type*.

(ii) The empty automaton \mathcal{V} is *not complete*.

(iii) Once the definition is written down, it appears that it could be taken for automata over a free monoid in general, and not only for Boolean automata. It is the *function complete()* which would be meaningless, or, at least, artificial for a non-Boolean automaton.

(iv) One must acknowledge that the definition is rather artificial also for automata which are not *accessible*.

```
$ vcsn complete a.xml > b.xml          Computes from a.xml an equivalent complete automaton and
$                                       writes the result in b.xml.
```

Precondition: $a.xml$ is realtime.

Specification:

If $a.xml$ is not complete,

- (a) add a new state z to $a.xml$;
- (b) for every state p of $a.xml$ (including z), and for every a in A , if there exist no transition (p, a, q) in $a.xml$, add a transition (p, a, z) to $a.xml$;
- (c) if there exist no initial state in $a.xml$, make z initial.

Comments: $\text{complete}(\mathcal{V}) = \mathcal{W}$.

```
$ vcsn-char-b complete a1.xml \ | display -
```

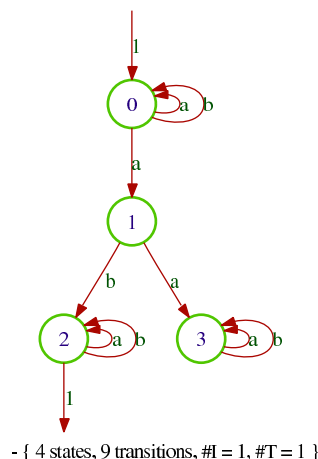


Figure 3.15: The completion of \mathcal{A}_1

3.4.1.2 is-deterministic, determinize

\$ `vcsn is-deterministic -v a.xml` Tells whether or not the automaton *a.xml* is deterministic.
Input is not deterministic

Precondition: *a.xml* is realtime.

Specification:

A realtime automaton *a.xml* over the alphabet A is *deterministic* if

- (a) it has at most one initial state;
- (b) every state of *a.xml* is the origin of at most one transition labelled by a , for every a in A .

Comments: As a consequence, every word of A^* is the label of at most one computation in *a.xml* (characteristic property which makes (a) necessary).

- (i) The result depends indeed only on *a.xml* itself, not on its *type*.
- (ii) The empty automaton \mathcal{V} is *deterministic*.

\$ `vcsn determinize a.xml > b.xml` Computes the ‘determinisation’ of *a.xml* and writes the result
\$ in *b.xml*.

Precondition: *a.xml* is realtime.

Specification:

Computes the accessible part of the ‘subset automaton’, an algorithm sometimes referred to as ‘the subset construction’. The result is thus *accessible* and *complete*.

Comments: $\text{determinize}(\mathcal{V}) = \mathcal{W}$. *cf.* Figure 1.3 for the determinisation of *a1.xml*.

3.4.1.3 complement

\$ `vcsn complement a.xml > b.xml` Computes the ‘complement automaton’ of *a.xml* and writes
\$ the result in *b.xml*.

Precondition: *a.xml* is complete (thus realtime) and deterministic.

Specification:

Swap terminal for non-terminal states in *a.xml*.

Comments: Thanks to the preconditions, the language accepted by `complement(a.xml)` is the complement of the language accepted by *a.xml*.

Caveat: The complement automaton is not *trim*. *cf.* Figure 3.16.

3.4.1.4 minimize

\$ `vcsn minimize a.xml > b.xml` Computes the ‘minimized automaton’ of *a.xml* and writes the result in *b.xml*.
\$

Precondition: *a.xml* is complete (thus realtime) and deterministic.

Specification:

`minimize(a.xml) = quotient(a.xml)`. *cf.* Figure 3.16 for an example.

Comments: (i) Thanks to the preconditions, `minimize(a.xml)` is the *minimal automaton* of the language accepted by *a.xml*.

(ii) TAF-KIT 1.4, the quotient algorithm is specialised to Boolean automata and implements the *Hopcroft algorithm*.

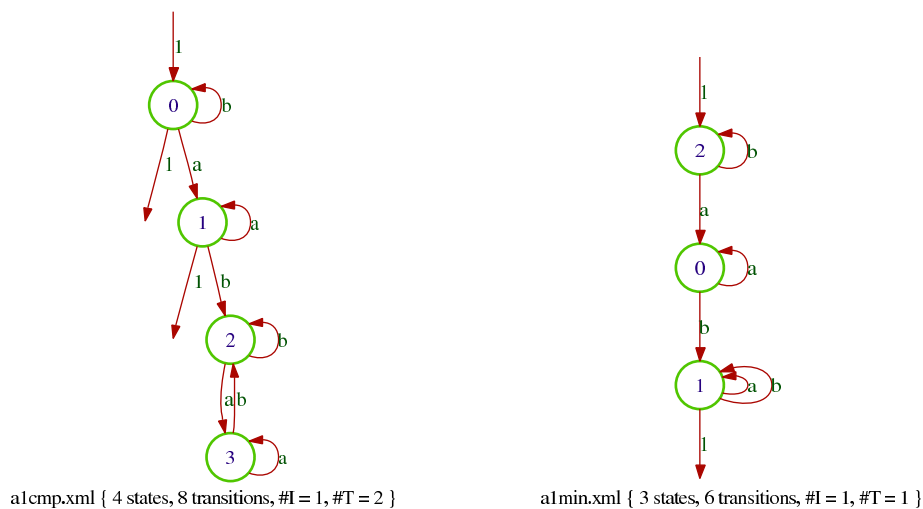


Figure 3.16: The complement of `a1det.xml` and its minimisation.

3.4.1.5 prefix, suffix, factor

\$ `vcsn prefix a.xml > b.xml` Makes every state of *a.xml* final and writes the result in *b.xml*.
\$

Precondition: *a.xml* is *realtime* and *trim*.

Comments: Thanks to the preconditions, `b.xml = prefix(a.xml)` is an automaton which accepts all prefixes of words in the language accepted by *a.xml*.

\$ `vcsn suffix a.xml > b.xml` Makes every state of *a.xml* initial and writes the result in *b.xml*.
\$

Precondition: *a.xml* is *realtime* and *trim*.

Comments: Thanks to the preconditions, `b.xml = suffix(a.xml)` is an automaton which accepts all suffixes of words in the language accepted by *a.xml*.

```
$ vcsn factor a.xml > b.xml
$
```

Makes every state of *a.xml* initial and final and writes the result in *b.xml*.

Precondition: *a.xml* is realtime and trim.

Comments: Thanks to the preconditions, *b.xml* = `factor(a.xml)` is an automaton which accepts all factors of words in the language accepted by *a.xml*.

Example: Figure 3.17 shows the automata for the prefixes, suffixes, and factors of *div3base2.xml*. Of course, these automata accept all words; the example shows how the construction works.

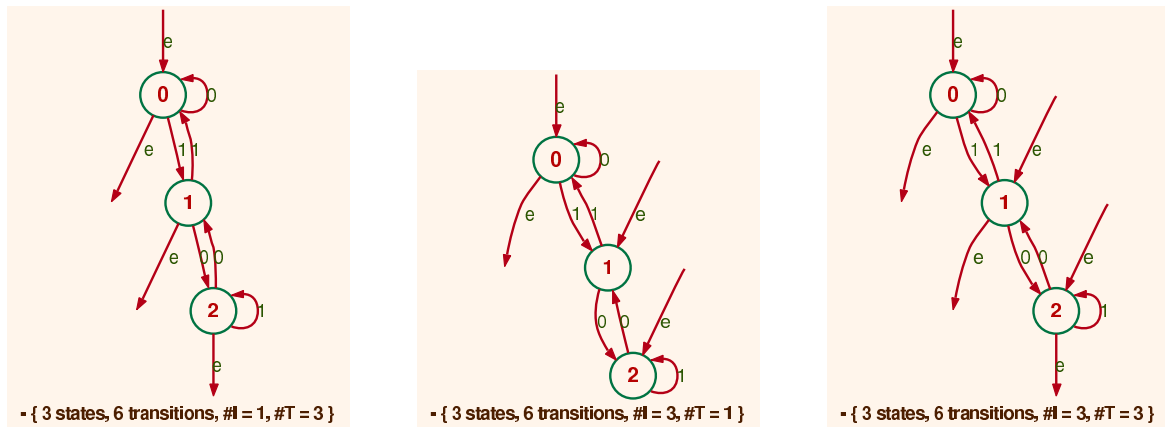


Figure 3.17: Automata for the prefixes, suffixes, and factors of *div3base2.xml*

3.4.2 Operations on the behaviour of automata

3.4.2.1 enumerate

```
$ vcsn enumerate a.xml n
< list of words >
```

Computes the list of the words of length less than or equal to *n* in the support of the series realized by *a.xml*.

Precondition: *a.xml* is realtime.

Specification:

- (i) The words are enumerated in the radix ordering, and output as one word per line.
- (ii) If `is-useless(a.xml)`, then the list is empty.

Example: The next command enumerates the words with an even number of a's.

```
$ vcsn enumerate apair.xml 3
1
b
aa
bb
aab
aba
baa
bbb
```

3.4.2.2 shortest

`$ vcsn shortest a.xml` Computes the shortest word in the support of the series realized by *a.xml*.
`< word >`

Precondition: *a.xml* is realtime.

Specification:

If `is-useless(a.xml)`, the `shortest` function exits with a non-zero exit code.

3.4.2.3 intersection

`$ vcsn intersection a.xml b.xml > c.xml` Computes from *a.xml* and *b.xml* an automaton which accepts the intersection of the languages accepted by *a.xml* and *b.xml* and writes the result in *c.xml*.
`$`

Precondition: no precondition.

Specification:

`intersection(a.xml,b.xml) = product(realtime(a.xml),realtime(b.xml))`

3.4.2.4 are-equivalent

`$ vcsn -v are-equivalent a.xml b.xml` Tells whether or not the automata *a.xml* and *b.xml* accept Automata are not equivalent the same language.

Precondition: no precondition.

Specification:

`are-equivalent(a.xml,b.xml) =
is-useless(intersection(a.xml, complement(determinize(realtime(b.xml))))))
^ is-useless(intersection(complement(determinize(realtime(a.xml))),b.xml))`

3.4.2.5 universal

`$ vcsn universal a.xml > b.xml` Computes the universal automaton of the language accepted by *a.xml* and writes the result in *b.xml*.
`$`

Precondition: no precondition.

Specification:

With every language is canonically associated an automaton, called the *universal automaton* of the language in [16], which is finite whenever the language is rational. It has been first defined by J. H. Conway in [8] in order to solve two dual problems of *approximation* of languages. A complete and systematic presentation of the universal automaton is given in [13], including the computation algorithm that is implemented in VAUCANSON.

Example:

```
$ vcsn-char-b universal a1.xml \display -
```

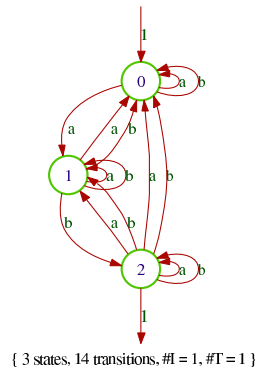


Figure 3.18: The universal automaton of `a1.xml` (of $L(\mathcal{A}_1)$ indeed)

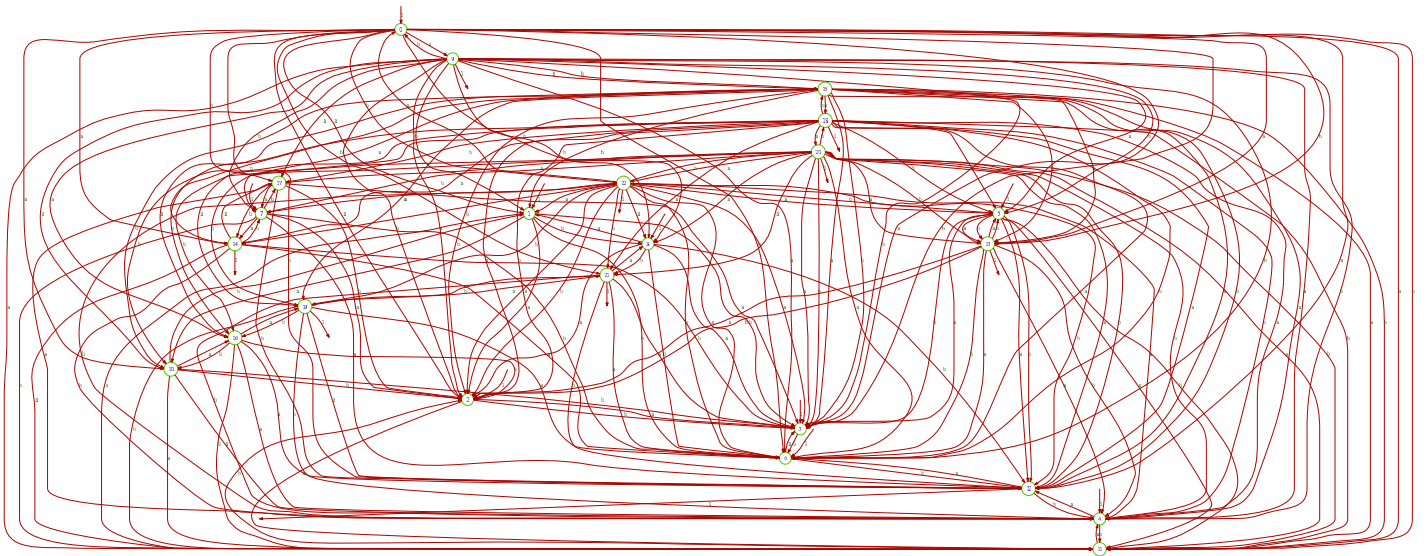
Comments: The universal automaton contains many interesting informations on the language. In particular, it contains a copy of *any minimal NFA* which recognizes the language.

In the case of *group langages*, and even *reversible languages*, an automaton of minimal loop complexity is to be found within the universal automaton (*cf.* [13]).

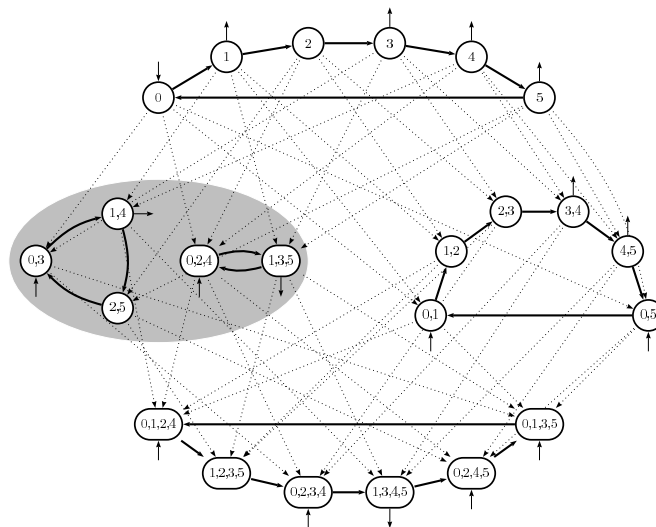
The universal automaton however becomes soon very complex, as witnessed in the figure below, and a more structured view on it is necessary to discover the interesting properties.

The language H_6 is accepted by the automaton `h6.xml` that is generated within VAUCANSON by a call to the factory: `doubling-char-b 6 1 3 4 5 > h6.xml`.

More details on the computation of the universal automaton of H_6 and its relation with the star height of H_6 are to be found in [13] or [16, Sec. II.8].



(a) The output of VAUCANSON...



(b) ... and a more structured view

Figure 3.19: The universal automaton of $H_6 = \{f \in \{a, b\}^* \mid |f|_a - |f|_b \equiv 1, 3, 4 \text{ or } 5 \pmod{6}\}$

3.4.3 Operations on expressions

3.4.3.1 derived-term

```
$ vcsn derived-term e.xml > a.xml    Computes the derived term automaton of e.xml and writes
$                                     the result in a.xml.
```

Precondition: no precondition.

Specification:

The definition of the derived term automaton of an expression in the Boolean case is due to Antimirov [4] and can be found in other references [1, 1, 12, 16].

Caveat: The specifications for the input format of rational expressions apply for this function.

Example: As shown with the next commands and Figure 3.20, the automaton `div3base2.xml` yields again a good example (*cf.* [16, Exer. I.5.5]).

```
$ vcsn-char-b aut-to-exp-S0 div3base2.xml
0*.1.(1.0*.1)*.0.(0.(1.0*.1)*.0+1)*.0.(1.0*.1)*.1.0**0*.1.(1.0*.1)*.1.0**0*
$ vcsn-char-b aut-to-exp-S0 div3base2.xml \ | derived-term - \ | display -
```

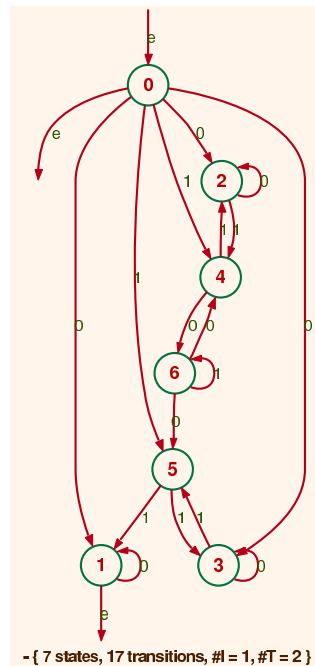


Figure 3.20: The derived term automaton of an expression computed from `div3base2.xml`

Comments: (i) The computation of the derived terms of an expression in VAUCANSON 1.4 implements the ideas introduced in [6].

(ii) The derived term automaton of an expression can be defined for weighted expressions as well and not only for Boolean expressions (*cf.* [12]). This is not implemented in VAUCANSON 1.4 (but will be in subsequent versions of VAUCANSON).

(iii) The `derived-term` function is sensitive to the bracketting of the expression (*cf.* [1]).

3.4.3.2 are-equivalent-E

`$ vcsn -v -ixml are-equivalent-E e.xml f.xml`
Expressions are equivalent

Tells whether or not the expressions *e.xml* and *f.xml* denote the same language.

Precondition: no precondition.

Specification:

`are-equivalent-E(e.xml,f.xml) = are-equivalent(standard(e.xml),standard(f.xml))`

Caveat: The specifications for the input format of rational expressions apply for this function.

3.5 Weighted automata over a product of two free monoids

Automata over a product of (two) free monoids are called *transducers* in the literature and **fmp-transducers** in VAUCANSON, ‘fmp’ stands for *free monoid product*. Their behaviours are series over $A^* \times B^*$, that is, weighted subsets of $A^* \times B^*$, or weighted relations from A^* (input monoid) to B^* (output monoid), but looked at symmetrically.

Transducers can also be considered as automata over the input alphabet with multiplicity in the semiring of (rational) series over the output alphabet (the equivalence between the two points of view is asserted by the Kleene-Schützenberger theorem). These would be called **rw-transducers** in VAUCANSON, ‘rw’ stands for *rational weights*. They are not implemented in TAF-KIT 1.4 (*cf.* Section 1.2.2) but will be in subsequent versions.

In the sequel, we denote the input monoid by A^* , the output monoid by B^* — in TAF-KIT 1.4, they are both alphabets of characters or both alphabets of integers — and the weight semiring (numerical, and commutative) by \mathbb{K} — in TAF-KIT 1.4, \mathbb{B} or \mathbb{Z} . We denote the transducers by *tdc* rather than by *aut*.

As automata over $A^* \times B^*$, **fmp-transducers** are eligible to functions listed in Section 3.1 and that apply to all automata. For technical reasons, functions which involve reading rational expressions: **cat-E**, **exp-to-aut**, are not implemented in TAF-KIT 1.4. On the other hand, a number of functions are specific to transducers, and are described in this section.

1. Transformations of transducers

- (1.1) **inverse** $\langle tdc \rangle$
- (1.2) **transpose** $\langle tdc \rangle$
- (1.3) **is-subnormalized** $\langle tdc \rangle$, **subnormalize** $\langle tdc \rangle$
- (1.4) **is-ltl** $\langle tdc \rangle$
- (1.5) **ltl-to-pair** $\langle tdc \rangle$

2. Operations on transducers

- (2.1) **domain** $\langle tdc \rangle$, **image** $\langle tdc \rangle$, **w-domain** $\langle tdc \rangle$, **w-image** $\langle tdc \rangle$
- (2.2) **composition** $\langle tdc1 \rangle \langle tdc2 \rangle$
- (2.3) **evaluation** $\langle tdc \rangle \langle aut \rangle$
- (2.4) **eval** $\langle tdc \rangle \langle word \rangle$

3. Operations on behaviours of transducers

- (3.1) **composition-R** $\langle tdc1 \rangle \langle tdc2 \rangle$

3.5.1 Transformations of transducers

3.5.1.1 inverse

```
$ vcsn inverse t.xml > u.xml      u.xml realizes what is called the inverse relation of the relation
$                                  realized by t.xml
```


Precondition: no precondition.

Specification:

Swaps the first for the second component in the labels of the transitions of the transducer *t.xml* and writes the result in the transducer *u.xml*.

Comments: `inverse(t.xml)` is kind of pivotal function and will have an influence on the specification of other functions.

3.5.1.2 transpose

```
$ vcsn transpose t.xml > u.xml
$
```

Computes the transposition of the transducer *t.xml* and writes the result in the transducer *u.xml*.

Precondition: no precondition.

Specification:

- (i) Builds the transposition of the underlying graph.
- (ii) Transposes the labels of the transitions thanks to the extension of the function `transpose()` from words to pair of words:
`transpose((f,g)) = (transpose(f), transpose(g)).`

Example: Figure 3.21 shows the left-to-right cautious Fibonacci transducer (*cf.* [16, Example V.1.4]), its inverse, and its transpose.⁹

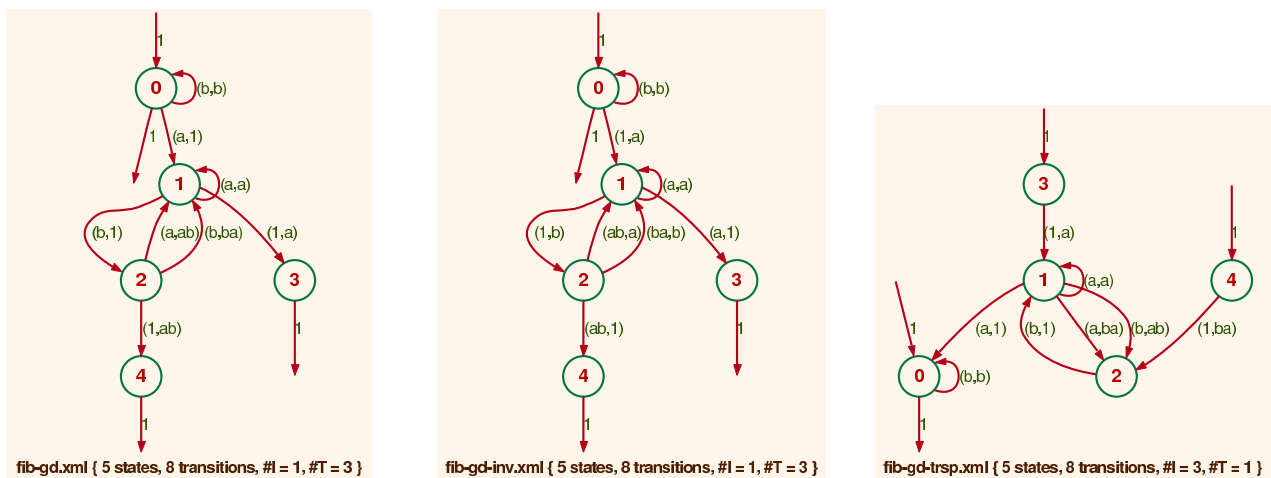


Figure 3.21: The left-to-right cautious Fibonacci transducer, its inverse, and its transpose

⁹In [16], transducers are allowed to have final functions that have non-scalar values; thus the examples there and here have a slightly different look.

3.5.1.3 is-subnormalized, subnormalize

`$ vcsn is-subnormalized -v t.xml` Tells whether or not the transducer *t.xml* is subnormalized.
Input is not subnormalized

Specification:

A transducer is *subnormalized* if it is

1. *proper*;
2. weakly ‘letterized’, *in the sense* that the labels of transitions are either in $(A \times 1_{B^*})$ or in $(1_{A^*} \times B)$, or in $(A \times B)$;
3. initial and final functions are *scalar*, that is, take values in the weight semiring.

Comments: The terminology ‘subnormalized’ is new (introduced in [5]) and comes from ‘normalized’, which means that the labels of transitions are either in $(A \times 1_{B^*})$ or in $(1_{A^*} \times B)$. The terminology ‘normalized’ is not so good, as it collides with the notion of normalized automata, but is widely accepted and used. Once ‘normalized’ is accepted, ‘subnormalized’ is not so bad. Other suggestions are still welcome: no established terminology exists.

`$ vcsn subnormalize t.xml > u.xml` Computes from *t.xml* a subnormalized transducer and writes the result in *u.xml*.
\$

Precondition: no precondition.

Specification:

1. As for *proper* above, one wants to ‘letterize’ first, and then eliminate the spontaneous transitions.
2. We are to ‘letterize’ monomials such as $m = \{k\}(f, g)$ with f in A^* and g in B^* .

A monomial of the form $\{k\}(abc, xy)$ will be decomposed in the product of $n = \sup(|f|, |g|)$ ‘generators’ in the following way:

$$(\{k\}(a, x))(b, y)(c, 1)$$

3. create $n - 1$ states between the origin and the end of the transition labeled by the monomial and the n transitions such that each of them is labeled by one of the generators we have computed in the above decomposition, the first one being possibly weighted.
4. eliminate the spontaneous transitions with a ‘backward’ procedure.

Comments: The *subnormalize* function is only a ‘decomposition’ algorithm; it does not attempt to make the automaton more compact: this would be the task of other, and more sophisticated, algorithms.

Example: Figure 3.22 shows a \mathbb{Z} -transducer and its subnormalization. Note that the transducer *fx1.xml* cannot be built, nor edited, with the *edit* function.

Caveat: The *subnormalize* function requires that the transducer meets the scalar end-function condition.

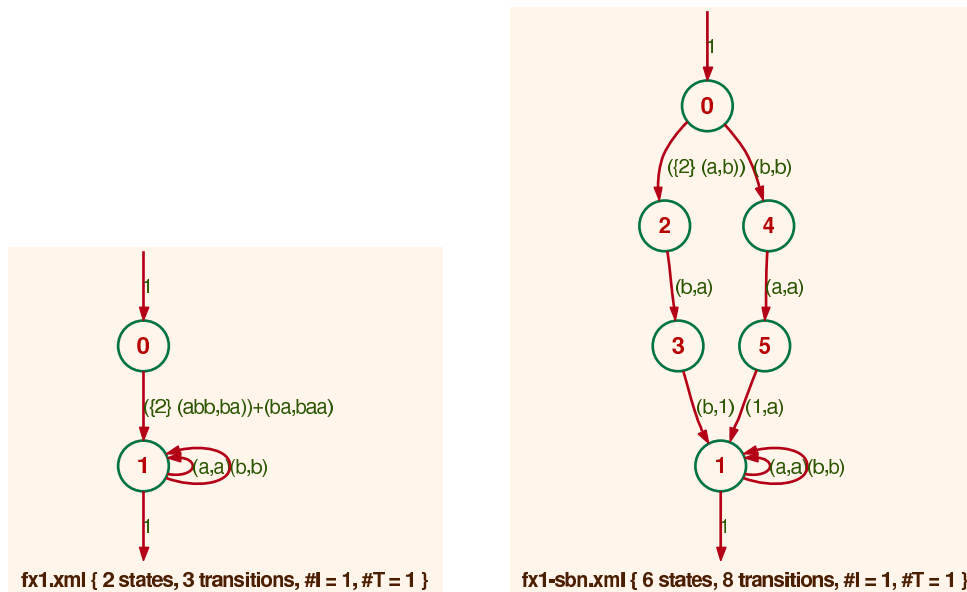


Figure 3.22: A \mathbb{Z} -transducer and its subnormalization

3.5.1.4 is-ltl

```
$ vcsn is-ltl -v t.xml
Input is letter-to-letter
```

Tells whether or not the label of every transition of $t.xml$ is in $A \times B$.

3.5.1.5 ltl-to-pair

```
$ vcsn ltl-to-pair t.xml > a.xml
$
```

Transforms $t.xml$ into an automaton over $(A \times B)^*$ with weight in \mathbb{K} and writes the result in $a.xml$.

Precondition: $t.xml$ is letter-to-letter.

Specification:

The label of every transition of $t.xml$ becomes a *letter* in the alphabet $(A \times B)$ and the weight of the transition is kept unchanged.

Comments: A letter-to-letter transducer and an automaton over the corresponding alphabet of pairs looks very much the same when they are drawn by the `display` function. But they are very different with respect to the functions which can be applied to them.

```
$ vcsn-char-fmp-b display trx.xml
$ vcsn-char-fmp-b ltl-to-pair trx.xml > trx-pair.xml
$ vcsn-char-char-b complete trx-pair.xml \ | complement - > trx-pair-cmp.xml
$ vcsn-char-fmp-b complete trx.xml \ | complement - > trx-cmp.xml
vcsn-char-fmp-b: command 'complete' doesn't exist.
```

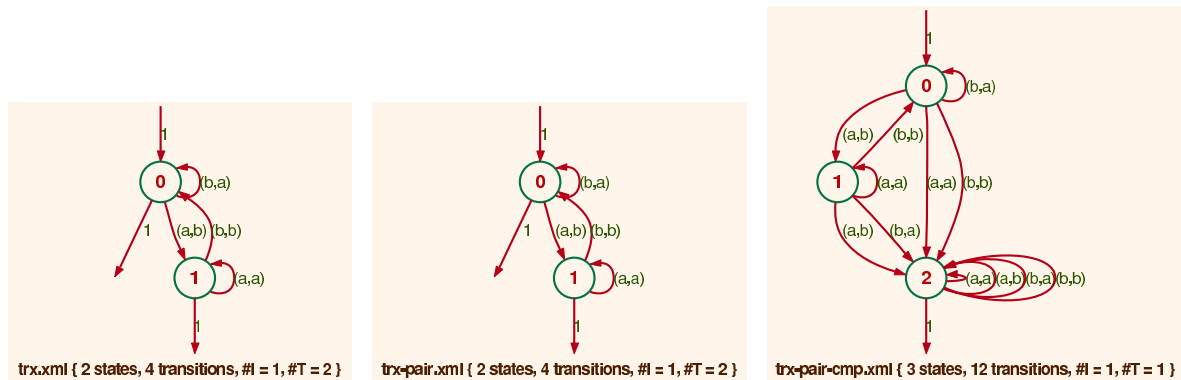


Figure 3.23: A letter-to-letter transducer, its pair of characters version, and the complement

3.5.2 Operations on transducers

3.5.2.1 domain, image, w-domain, w-image

```
$ vcsn domain t.xml > a.xml
$
```

Forgets the second component of the label *and the weight* of the transitions of the transducer *t.xml* and writes the result in the *characteristic automaton a.xml* on A^* .

Precondition: no precondition.

```
$ vcsn image t.xml > b.xml
$
```

Forgets the first component of the label *and the weight* of the transitions of the transducer *t.xml* and writes the result in the *characteristic automaton b.xml* on B^* .

Precondition: no precondition.

Comments: The specification for `image` is taken so that the following identities hold:

$\text{image}(t.xml) = \text{domain}(\text{inverse}(t.xml))$ and
 $\text{domain}(t.xml) = \text{image}(\text{inverse}(t.xml))$.

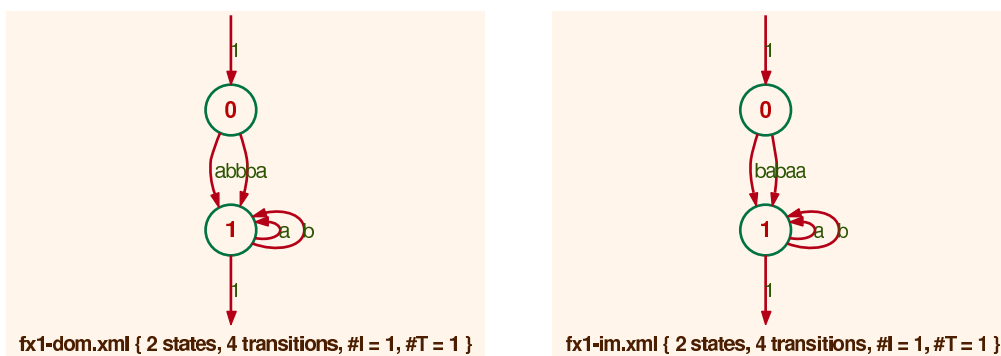


Figure 3.24: The domain and image of `fx1.xml`

Caveat: The results of `domain` and `image` could, or should, have been *Boolean* automata. In TAF-KIT 1.4, they are automata with the same weight semiring as the operand.

```
$ vcsn w-domain t.xml > a.xml
$
```

Forgets the second component of the label and *keeps the weight* of the transitions of the transducer $t.xml$ and writes the result in the automaton $a.xml$ on A^* .

Precondition: no precondition.

```
$ vcsn w-image t.xml > b.xml
$
```

Forgets the first component of the label and *keeps the weight* of the transitions of the transducer $t.xml$ and writes the result in the automaton $b.xml$ on B^* .

Precondition: no precondition.

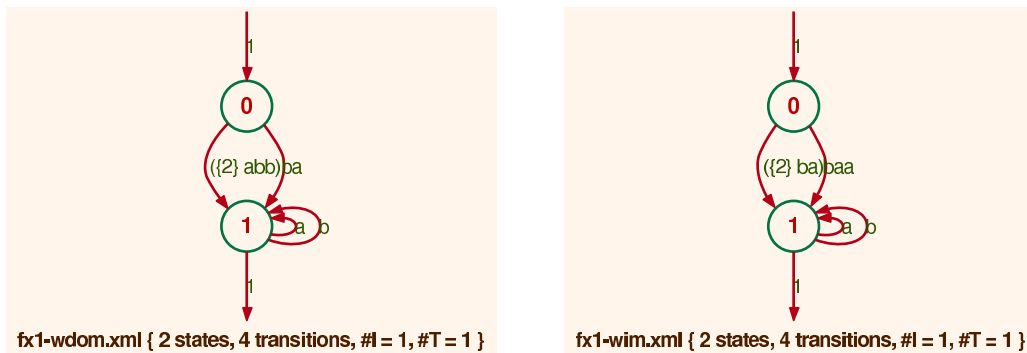


Figure 3.25: The weighted domain and image of $fx1.xml$

3.5.2.2 composition, b-composition

As we shall see, the composition algorithms of *fmp-transducers* are defined on *subnormalized* ones only. There are two distinct functions for the composition. The first one, `composition`, yields a *fmp-transducer* in which the number of paths is preserved. It is the only one which makes sense for *weighted fmp-transducer*. The second one, `b-composition`, is reserved for *Boolean fmp-transducers*, and yields a *fmp-transducer* which is simpler, but in which the number of paths is not preserved.

```
$ vcsn composition t.xml u.xml > v.xml
$
```

Realizes the composition algorithm on $t.xml$ and $u.xml$ and writes the result in $v.xml$.

Precondition: $t.xml$ and $u.xml$ are subnormalized, with matching monoids (output of $t.xml$ = input of $u.xml$) and same weight semirings.

Specification:

The composition algorithm used in TAF-KIT is described at Section B.5.2.2.

Comments: When the weight semiring is not *complete*, it may be the case that the composition is not defined, in which case the call to `composition` will produce an error.

```
$ vcsn b-composition t.xml u.xml > v.xml
$
```

Realizes the Boolean composition algorithm on $t.xml$ and $u.xml$ and writes the result in $v.xml$.

Precondition: $t.xml$ and $u.xml$ are subnormalized, with matching monoids (output of $t.xml$ = input of $u.xml$) and Boolean weight semiring.

Specification:

The Boolean composition algorithm is described at Section B.5.2.2 and goes roughly as follows:

1. performing the ‘product’ of $t.xml$ and $u.xml$
2. make the result proper.

Example: Figure 3.26 shows the **b-composition** and the **composition** of the *fmp-transducers* $t1.xml$ and $u1.xml$ that are taken as examples at Section B.5.2.2 (cf. Figure B.1 and Figure B.2).

```
$ vcsn-char-fmp-b b-composition t1.xml u1.xml \! display -
$ vcsn-char-fmp-b composition t1.xml u1.xml \! display -
```

Note that the **b-composition** is not *trim*.

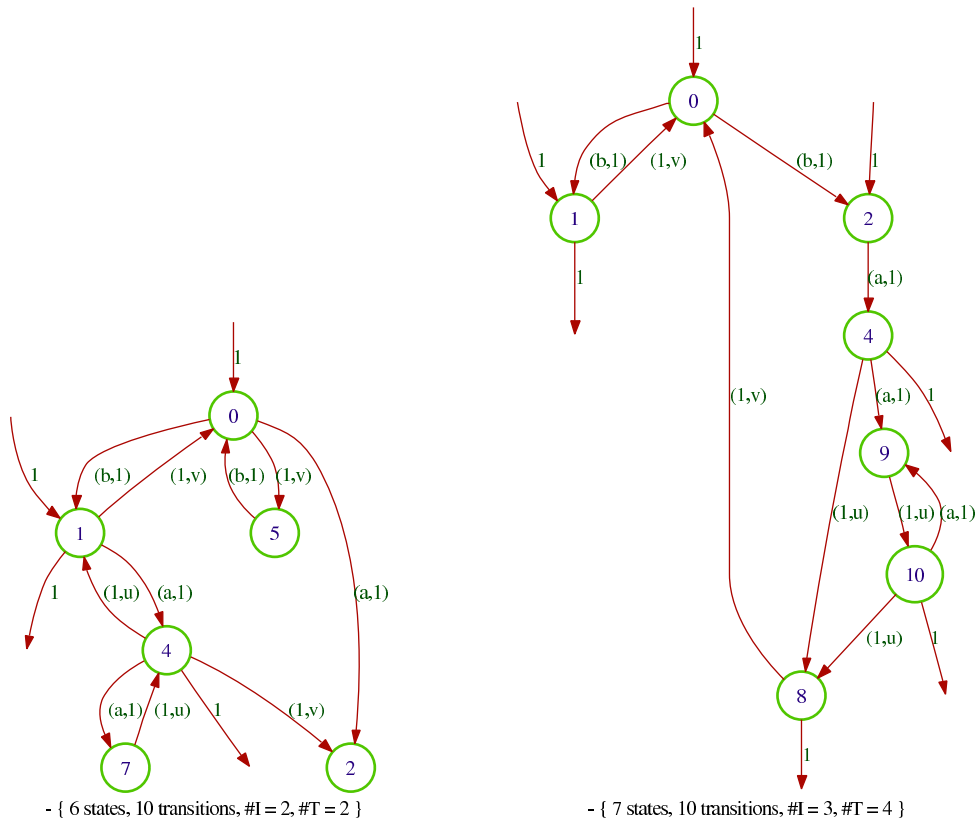


Figure 3.26: **b-composition** and **composition** of $t1.xml$ and $u1.xml$

Caveat: In TAF-KIT 1.4, **b-composition** and **composition** do not test the precondition **is-subnormalized**. In the case where this precondition is not met, the result is not correct. This error will be corrected in subsequent versions.

3.5.2.3 evaluation

```
$ vcsn evaluation t.xml a.xml > b.xml
$
```

Computes an automaton which realizes the image of the series realized by *a.xml* by the relation realized by *t.xml* and writes the result in *b.xml*.

Precondition: *t.xml* is subnormalized, *a.xml* is a realtime automaton over the input monoid of *t.xml*, *t.xml* and *a.xml* have the same weight semiring.

Specification:

`evaluation(t.xml, a.xml) = W-image(composition(partial-identity(a.xml), t.xml))`

Comments: When the weight semiring is not *complete*, it may be the case that the evaluation is not defined, in which case the call to `evaluation` will produce an error.

3.5.2.4 eval

```
$ vcsn eval t.xml 'exp'
fxp
```

Computes an automaton which realizes the image of the expression *exp* by the relation realized by *t.xml* and outputs the result as the expression *fxp*.

Precondition: *t.xml* is subnormalized, *exp* is an expression over the input monoid of *t.xml*.

Comments: Just a wrapper for `evaluation`.

Caveat: In TAF-KIT 1.4, the expressions *exp* and *fxp* have to be under the string format: the `-i` and `-o` options have no effect on this function.

3.5.3 Operations on behaviours of transducers

3.5.3.1 composition-R

```
$ vcsn composition-R t.xml u.xml > v.xml
$
```

Computes a transducer that realizes the composition of the relations realized by *t.xml* and *u.xml* and writes the result in *v.xml*.

Precondition: *t.xml* and *u.xml* have matching monoids (output of *t.xml* = input of *u.xml*) and the same weight semiring.

Specification:

`composition-R(t.xml, u.xml) = composition(subnormalize(t.xml), subnormalize(u.xml))`

3.6 Weighted automata on free monoids over alphabets of pairs

An alphabet of pairs A is defined by a pair of alphabets B and C and letters in A are pairs (b, c) with b in B and c in C . A is thus a subset of $B \times C$, $(B \times C)^*$ is easily identified with a subset of $B^* \times C^*$ and in this way some functions apply to automata over A^* that correspond to functions on automata over $B^* \times C^*$.

The alphabets of pairs are the key to several constructions on automata and transducers. One example is when letters within an expression or an automaton are *indexed*; another one is the treatment of letter-to-letter transducers as automata on a free monoid. In TAF-KIT 1.4 there are not many functions special to automata over such alphabets. There will be more in subsequent versions. At this stage, what is more important is the mere existence of this type of automata within TAF-KIT, which already allows to demonstrate the usefulness of going forth and back between the class of transducers and the one of automata (*cf.* Figure 3.23).

1. Transformations of automata

(1.1) first-projection $\langle aut \rangle$, second-projection $\langle aut \rangle$

(1.2) pair-to-fmp $\langle aut \rangle$

3.6.1 Transformations of automata

3.6.1.1 first-projection, second-projection

```
$ vcsn first-projection a.xml > b.xml Yields an automaton over  $B^*$  (resp.  $C^*$ ), by keeping the first  
$ (resp. second) component of every letter.
```

3.6.1.2 pair-to-fmp

```
$ vcsn pair-to-fmp a.xml > t.xml yields fmp-transducer over  $B^* \times C^*$  every letter  $(b, c)$  to the  
$ corresponding element of  $B^* \times C^*$ .
```

Specification:

A transition labelled by $(a, x)(b, x)(a, y)$ becomes a transition labelled by (aba, xxy) .

Bibliography

- [1] P.-Y. ANGRAND, S. LOMBARDY, J. SAKAROVITCH. On the number of broken derived terms of a rational expression, *J. Automata, Languages and Combinatorics* **15** (2010), 27–51.
- [2] C. ALLAUZEN, M. MOHRI, F. PEREIRA AND M. D. RILEY FSM Library Man pages. <http://www2.research.att.com/fsmttools/fsm/> AT&T (1998–2003).
- [3] C. ALLAUZEN AND M. D. RILEY OpenFst Library Wiki. <http://www.openfst.org/> (2010).
- [4] V. ANTIMIROV. Partial derivatives of regular expressions and finite automaton constructions. *Theoret. Comput. Sci.* **155** (1996), 291–319.
- [5] T. CLAVEIROLE, S. LOMBARDY, S. O’CONNOR, L.-N. POUCHET, AND J. SAKAROVITCH. Inside Vaucanson. *Proc. CIAA 2005 LNCS 3845*, Springer (2005) 117–128.
- [6] J.-M. CHAMPARNAUD, D. ZIADI. Canonical derivatives, partial derivatives and finite automaton constructions. *Theoret. Comput. Sci.* **289** (2002) 137–163.
- [7] K. T. CHEN, R. H. FOX AND R. LYNDON. Free differential calculus IV – The quotient groups of the lower central series. *Ann. Math.* **68** (1958), 81–95.
- [8] J. H. CONWAY. *Regular Algebra and Finite Machines*, Chapman and Hall, 1971.
- [9] M. DELGADO, J. MORAIS. Approximation to the smallest regular expression for a given regular language. *Proc. CIAA 2004*, LNCS 3317, Springer (2004) 312–314.
- [10] A. DEMAILLE, A. DURET-LUTZ, F. LESAIN, S. LOMBARDY, J. SAKAROVITCH. AND F. TERRONES An XML format proposal for the description of weighted automata, transducers, and regular expressions. *Post-Proc. FSMNLP 2008* (J. Pikorski, B. Watson, A. Yli-Jyrä, eds.) IOS Press (2009) 199–206.
- [11] CH. FROUGNY, J. SAKAROVITCH. Number representation and finite automata, in *Combinatorics, Automata, and Number Theory* (V. Berthé, M. Rigo, eds) Cambridge University Press (2010) 34–107.
- [12] S. LOMBARDY, J. SAKAROVITCH. Derivatives of rational expressions with multiplicity, *Theoret. Comput. Sci.* **332** (2005), 141–177.

- [13] S. LOMBARDY, J. SAKAROVITCH. The Universal Automaton, in *Logic and Automata, History and Perspectives* (J. Flum, E. Grädel, Th. Wilke, eds) Amsterdam Univ. Press, 2007, 457–504.
- [14] S. LOMBARDY, J. SAKAROVITCH. On the weighted closure problem, *in preparation*.
- [15] M. LOTHAIRE. *Combinatorics on Words*, Addison-Wesley, 1983. Reprint: Cambridge University Press, 1997.
- [16] J. SAKAROVITCH *Éléments de théorie des automates*. Vuibert, 2003. English corrected edition: *Elements of Automata Theory*, Cambridge University Press, 2009.
- [17] J. SAKAROVITCH Rational and recognisable power series, In *Handbook of Weighted Automata* (M. Droste, W. Kuich and H. Vogler, eds.) Springer (2009) 105–174.

Index

- ?, 20
- #, 36, 37
- \$\$?, 27
- ._e, 36
- ._z, 36

- A, 21
- a, 21, 40
- accessible, 47
- alphabet, 21, 31, 40
- alphabet1, 21
- alphabet2, 21
- are-equivalent, 69, 75
- are-equivalent-E, 69
- argument, *see* convention
- aut-to-exp, 12, 55, 62
- aut-to-exp-DM, 55
- aut-to-exp-S0, 55
- automata
 - repository, 39
- automaton
 - accessible part of an -, 47, 64
 - deterministic -, 72
 - Glushkov -, 63
 - position -, 63
 - proper -, 49
 - standard -, 63
 - Thompson -, 32
 - trim -, 72
 - unambiguous, 60
 - universal -, 75

- B, 28
- b-composition, 85
- bench, 28
- bench-plot-output, 28
- binom, 67
- binomial coefficient, 67
- Boost, 7

- cat, 39
- cat-E, 31, 40, 80
- chain, 53
- characteristic, 61
- coaccessible, 47
- complement, 72
- complete, 71
- is-complete, 70
- composition, 85
- composition-R, 87
- CONCAT, *see* token, 37
- concatenate, 52
- condition
 - scalar end-function, 43, 59, 61, 82
- convention
 - two argument -, 51
- CPAR, *see* token
- CWEIGHT, *see* token

- D, 28
- data, 39
- derived-term, 78
- is-deterministic, 72
- determinize, 72
- display, 40
- divkbaseb-char-b, 18
- domain, 84
- w-domain, 85
- dot, *see* format, 26
- dotty, 26

- e, 36
- edit, 20, 40, 82
- enumerate, 74
- epsilon, *see* transition
- eval, 12, 62, 87
- eval-S, 62
- evaluation, 87
- exp, *see* format

exp-to-aut, 20, 23, 56, 80
 expand, 35, 42, 56, 66, 67
 --export-time-dot, 28
 --export-time-xml, 28
 expression
 reduced, 30, 40

 factor, 74
 field, 68
 first-projection, 88
 format
 dot, 24
 exp, 24
 fpexp, 24, 32
 fsm, 24, 40
 xml, 24, 40
 fpexp, *see* format
 fsm, *see* format

 Graphviz, 40
 Graphviz, 8, 26

 --help, 20, 27

 -i, 25, 40, 87
 image, 84
 w-image, 85
 infiltration, *see* product
 infiltration, 67
 --input, 25
 internal, *see* pipe
 intersection, 75
 inverse, 80
 is-empty, 27, 48
 is-unambiguous, 60
 is-useless, 48

 -L, 20
 -l, 20
 left-mult, 52
 letter-to-letter, *see* transducer83
 letterize, 58
 --list-all-commands, 20
 --list-automata, 18, 20
 --list-commands, 20
 is-ltl, 83
 ltl-to-pair, 83

 minimize, 73

Ncurses, 7

 -O, 28
 -o, 25, 40, 87
 ONE, *see* token
 OPAR, *see* token
 OPENFST, 25
 OpenFST, 24
 --output, 25
 OWEIGHT, *see* token

 -P, 36
 -p, 36
 pair-to-fmp, 88
 --parser, 36
 --parser1, 36
 --parser2, 36
 partial-identity, 60
 pipe
 internal -, 14, 17, 61
 shell -, 13
 PLUS, *see* token
 power, 62, 65
 predefined alphabets, 21
 prefix, 73
 product
 Cauchy -, 52, 54
 Hadamard -, 52
 infiltration -, 67
 shuffle -, 65
 product, 52, 64
 product-S, 54
 is-proper, 48
 proper, 49, 63

 -Q, 36
 quotient, 22, 63

 radix ordering, 74
 rational
 expression, 29
 operator, 29
 realtime, 62, 64, 65
 is-realtime, 59
 realtime, 59
 reduce, 68
 reduced expression, *see* expression
 --report-time, 28

repository, *see* automata
 right-mult, 53

 second-projection, 88
 shortest, 75
 shuffle, *see* product
 shuffle, 65
 SPACE, *see* token, 38
 spontaneous, *see* transition
 is-standard, 50
 standard, 63
 standardize, 50
 STAR, *see* token
 star, 52
 star-alphabet, 63, 64
 star-S, 55
 state elimination method, 55, 105
 subnormalize, 82
 subnormalized, *see* transducer82
 is-subnormalized, 82
 subword, 67
 suffix, 73
 sum, 51
 sum-S, 54
 support, 61

 -T, 28
 terminal state, 72
 Thompson, *see* automaton
 thompson, 32, 63
 TIMES, *see* token, 37
 token
 CONCAT, 36
 CPAR, 36
 CWEIGHT, 36
 ONE, 36
 OPAR, 36
 OWEIGHT, 36
 PLUS, 36
 SPACE, 36
 STAR, 36
 TIMES, 36
 ZERO, 36
 transducer, 80
 letter-to-letter -, 83
 subnormalized -, 82, 85
 transition
 epsilon -, 49
 spontaneous -, 49
 transpose, 59
 is-trim, 47
 trim, 47
 trivial identities, 30

 union, 51
 universal,
 see automaton75
 universal, 75
 --usage, 20

 -V, 20
 -v, 25, 27
 --verbose, 25, 27
 VERBOSE_DEGREE, 28
 --version, 20
 VGI, 40

 writing data, 34, 36

 -X, 28
 Xerces, 7
 xml, *see* format

 z, 36
 ZERO, *see* token

Appendix A

Automata repository and factory

The VAUCANSON 1.4 distribution contains a folder `data/automata/` where a number of automata and of VAUCANSON programs which build automata are ready for use by the TAF-KIT commands.

A.1 \mathbb{B} -automata

A.1.1 Repository

The following automata files are stored ‘`data/automata/char-b/`’ directory (and accessible by the command `vcsn-char-b cat`).

A.1.1.1 ‘`a1.xml`’ for \mathcal{A}_1

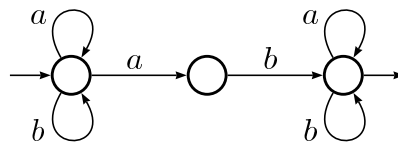


Figure A.1: The Boolean automaton \mathcal{A}_1 over $\{a, b\}^*$ (cf. Figure 1.2).

A.1.1.2 ‘`b1.xml`’ for \mathcal{B}_1

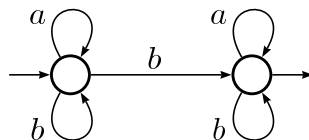


Figure A.2: The Boolean automaton \mathcal{B}_1 over $\{a, b\}^*$.

A.1.1.3 ‘evena.xml’

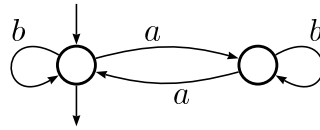


Figure A.3: The Boolean automaton ‘evena.xml’ over $\{a, b\}^*$.

A.1.1.4 ‘oddb.xml’

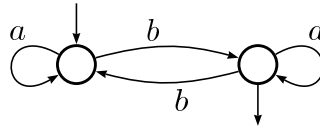


Figure A.4: The Boolean automaton ‘oddb.xml’ over $\{a, b\}^*$.

A.1.2 Factory

The following programs are in the ‘data/automata/char-b/’ directory.

A.1.2.1 Program ‘divkbaseb’

```
$ divkbaseb 4 3 > div4base3.xml
$
```

Generates an automaton over the digit alphabet $\{0, \dots, b-1\}$ that recognises the writing in base b of the numbers divisible by the integer k .

Comments: The ‘divisor’ ‘div3base2.xml’ (Figure A.5) is already in the repository.

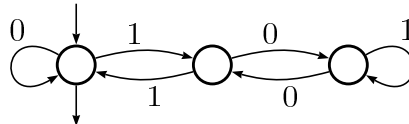


Figure A.5: The ‘divisor’ ‘div3base2.xml’ over $\{0, 1\}^*$.

A.1.2.2 Program ‘double_ring’

```
$ double_ring 6 1 3 4 5 > double-6-1-3-4-5.xml
$
```

Generates an n state automaton over the alphabet $\{a, b\}$ that consists in a double ring of transitions: a counter clockwise ring of transitions labelled by a and a clockwise ring of transitions labelled by b .

Specification:

The states are labelled from 0 to $n-1$. State 0 is initial. The number of states n is the first parameter and the next parameters give the list of final states. Figure A.6 shows the automaton built by the above command.

Comments: The double-ring automata are closely related to the star-height problem. Schützenberger used them to give the first example of automata over a 2 letter alphabet that have arbitrary large loop complexity and McNaughton to give the simplest example of minimal automata which do not achieve the minimal loop complexity for the language they recognize. This was then reinterpreted in terms of *universal automata* (cf. [16, Sec. II.8]).

The automaton ‘double-3-1.xml’ (Figure A.6) is already in the repository.

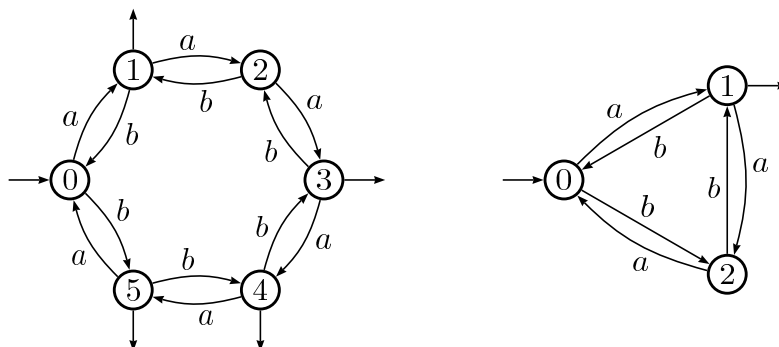


Figure A.6: The ‘double rings’ \mathcal{H}_6 and ‘double-3-1.xml’

A.1.2.3 Program ‘ladybird’

```
$ ladybird 6 > ladybird-6.xml
$
```

Generates an n state automaton over the alphabet $\{a, b, c\}$ whose equivalent minimal deterministic automaton has 2^n states.

Specification:

The states are labelled from 0 to $n-1$. State 0 is initial and final. The number of states n is the first parameter and the next parameters give the list of final states. Figure A.6 shows the automaton built by the above command.

Comments: The determinisation of ‘ladybird- n ’ has 2^n states and is minimal as it is co-deterministic.

‘ladybird- n ’ is used in the benchmarking of VAUCANSON.

The automaton ‘ladybird-6.xml’ (Figure A.7) is already in the repository.

A.2 \mathbb{Z} -automata

A.2.1 Repository

The following automata files are stored ‘data/automata/char-z/’ directory (and accessible by the command `vcsn-char-z cat`).

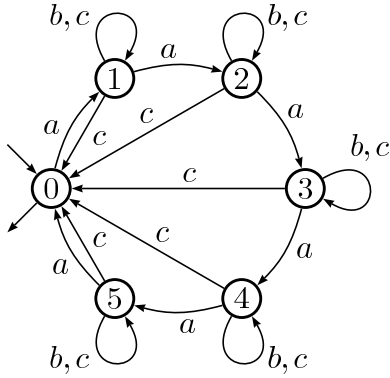


Figure A.7: The 'ladybird' \mathcal{L}_6

A.2.1.1 'b1.xml'

The characteristic automaton of the automaton \mathcal{B}_1 (cf. Figure A.2). The different outcomes of functions such as `power n b1.xml \quotient -` on the automaton 'b1.xml' illustrate well the influence of the weights.

A.2.1.2 'c1.xml' for \mathcal{C}_1

Comments: The series realised by \mathcal{C}_1 associates every word w of $\{a, b\}^*$ with its value in the binary notation, when a is interpreted as 0 and b as 1.

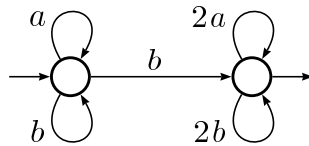


Figure A.8: The \mathbb{Z} -automaton \mathcal{C}_1 over $\{a, b\}^*$.

A.2.1.3 'd1.xml'

Comments: The series realised by this automaton associates every word w of $\{a, b\}^*$ with its number of 'a' minus its number of 'b'.

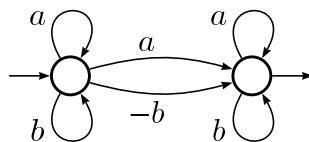


Figure A.9: The \mathbb{Z} -automaton 'd1.xml' over $\{a, b\}^*$.

A.3 Zmin-automata

A.3.1 Repository

The following automata files are stored ‘data/automata/char-zmin/’ directory (and accessible by the command `vcsn-char-zmin cat`).

A.3.1.1 ‘minab.xml’

Comments: The series realised by this automaton associates every word w of $\{a,b\}^*$ with $\min(\text{number of ‘a’}, \text{number of ‘b’})$.

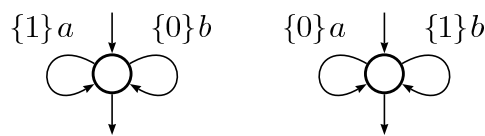


Figure A.10: The Zmin-automaton ‘minab.xml’ over $\{a,b\}^*$

A.3.1.2 ‘minblocka.xml’

Comments: The series realised by this automaton associates every word w of $\{a,b\}^*$ with the length of the smallest block of ‘a’ between two ‘b’s.

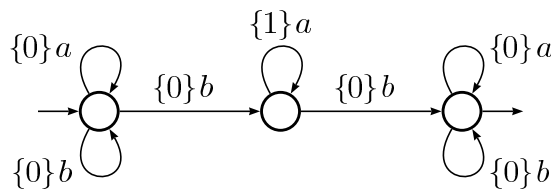


Figure A.11: The Zmin-automaton ‘sag.xml’ over $\{a,b\}^*$

A.3.1.3 ‘slowgrow.xml’

Comments: The smallest word associated with the value n is $abaab \dots a^{(n-1)}ba^n b$.

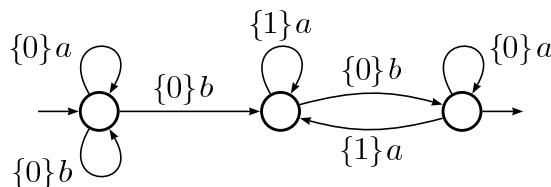


Figure A.12: The Zmin-automaton ‘sag.xml’ over $\{a,b\}^*$

A.4 \mathbb{Z} max-automata

A.4.1 Repository

The following automata files are stored ‘data/automata/char-zmax/’ directory (and accessible by the command `vcsn-char-zmax cat`).

A.4.1.1 ‘maxab’

Comments: The series realised by this automaton associates every word w of $\{a,b\}^*$ with $\max(\text{number of ‘a’}, \text{number of ‘b’})$ (cf. Figure A.10).

A.4.1.2 ‘maxblocka.xml’

Comments: The series realised by this automaton associates every word w of $\{a,b\}^*$ with the length of the greatest block of ‘a’.

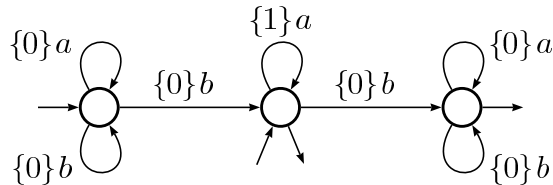


Figure A.13: The \mathbb{Z} min-automaton ‘maxblocka.xml’ over $\{a,b\}^*$

A.5 \mathbb{B} -fmp-transducers

A.5.1 Repository

The following automata files are stored ‘data/automata/char-fmp-b/’ directory (and accessible by the command `vcsn-char-fmp-b cat`).

A.5.1.1 ‘t1.xml’ for \mathcal{T}_1

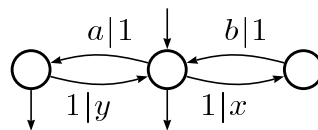


Figure A.14: The *fmp-transducer* \mathcal{T}_1 over $\{a,b\}^* \times \{x,y\}^*$ (cf. Section B.5.2.2).

A.5.1.2 ‘u1.xml’ for \mathcal{U}_1

A.5.2 Factory

The following program is in the ‘data/automata/char-fmp-b/’ directory.

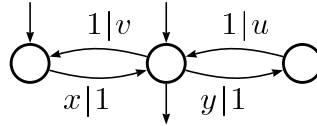


Figure A.15: The *fmp-transducer* \mathcal{U}_1 over $\{x, y\}^* \times \{u, v\}^*$ (cf. Section B.5.2.2).

A.5.2.1 Program ‘quotkbaseb’

```
$ quotkbaseb 3 2 > quot3base2.xml
$
```

Generates an *fmp-transducer* over the digit alphabets $\{0, \dots, b - 1\}$ that computes the *integer quotient* of the division by the integer k (first parameter) of the numbers written in base b (second parameter).

Comments: The ‘divisor’ ‘quot3base2.xml’ (cf. Figure A.16) is already in the repository.

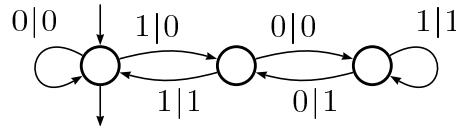


Figure A.16: The ‘divisor’ ‘quot3base2.xml’ over $\{0, 1, 2\}^*$.

A.5.2.2 Program ‘ORR’

```
$ ORR abb baa fibred
$
```

Generates two *fmp-transducers* over the alphabets guessed from the two patterns (first two parameters). The first transducer is left-sequential; it realises the replacement of the first pattern by the second in a left to right reading of the input. The second is right-sequential; it realises the replacement of the first pattern by the second in a right to left reading of the input. The third parameter of the program, completed by `_left` and `_right`, gives the name of the two transducers.

Comments: The *fmp-transducers* ‘fibred_left.xml’ and ‘fibred_right.xml’ are already in the repository.

Appendix B

Algorithm specification, description and discussion

B.1 General automata and rational expressions functions

B.1.1 Graph functions

B.1.1.0 reverse

This is a hidden (and ancillary) graph function, not accessible to the user through TAF-KIT (because it would be somewhat confusing with `transpose`). It builds the transpose of the graph including the initial and final function that can be seen as labels of arcs from subliminal to real states, but leaves the labels untouched.

B.1.1.1 accessible, coaccessible, trim

Graph traversal. Implemented by breadth-first search.

B.1.2 Transformations of automata

B.1.2.1 proper

From a theoretical point of view, the algorithm `proper` cannot be described, nor understood, before addressing the problem of the star in a semiring of series.

(1) If M is graded, then $\mathbb{K}\langle\langle M \rangle\rangle$, equipped with the Cauchy product, is a semiring as well.¹

If \mathbb{T} is a semiring, and t is in \mathbb{T} , by definition

$$t^* = \sum_{n \in \mathbb{N}} t^n$$

and as infinite sums are not always defined, t^* is not always defined. Hence a semiring should be equipped with two supplementary methods (supplementary to the defining operations of the semiring) `is-starable()` and `star()`, with obvious meaning and result.

¹If M is not graded, this may not be the case anymore, but is out of the scope of VAUCANSON for the time being, and for certain while.

If s is a series in $\mathbb{K}\langle\langle M \rangle\rangle$, we denote by $c(s)$ its *constant term*, that is, the coefficient of 1_M . Thus, a series s is proper if its constant term is nul: $c(s) = 0_{\mathbb{K}}$. And the *proper part* of an arbitrary series s is the proper series s_p such that $s = c(s)1_M + s_p$. Under a natural, and not restrictive, hypothesis on \mathbb{K} (cf. [16, 17]), the following property holds.

Property 1 *A series s in $\mathbb{K}\langle\langle M \rangle\rangle$ is starable if, and only if, $c(s)$ is starable and it holds: $s^* = (c(s))^*(s_p(c(s))^*)^*$*

As a conclusion to this paragraph, we can say that star is not always defined in \mathbb{K} , and thus in $\mathbb{K}\langle\langle M \rangle\rangle$.

(2) Let \mathcal{A} be an automaton over M with multiplicity in \mathbb{K} . We say that the *behaviour* of \mathcal{A} , $|\mathcal{A}|$, is defined if, and only if, for every pair of states p and q in \mathcal{A} , the family of labels of computations from p to q is *summable*.

Let \mathcal{A}_0 be the automaton obtained from \mathcal{A} by retaining the transitions labelled by 1_M only. We then have:

Property 2 *The behaviour of \mathcal{A} is defined if, and only if, the behaviour of \mathcal{A}_0 is.*

(3) Let $\mathcal{A} = \langle I, E, T \rangle$ and $\mathcal{A}_0 = \langle I, E_0, T \rangle$ be their respective matrix description. We write E_p for the proper matrix such that $E = E_p + E_0$.

Property 3 *If the behaviour of \mathcal{A} is defined, we have:*

$$|\mathcal{A}| = I \cdot (E_0^* \cdot E_p)^* \cdot E_0^* \cdot T \ .$$

It is important to note that it is not true that $|\mathcal{A}|$ is necessarily defined when E_0^* , and thus $I \cdot (E_0^* \cdot E_p)^* \cdot E_0^* \cdot T$ are defined (cf. [16, 17] for more details and example).

The algorithm, whose implementation depends indeed on \mathbb{K} , has the double goal of deciding if the behaviour of \mathcal{A}_0 is defined and of computing $E_0^* \cdot E_p$ and $E_0^* \cdot T$. It will be described in [14].

B.1.2.2 standardize

An automaton is said to be *standard* if it has a *unique initial state* which is the destination of no transition and whose *initial multiplicity* is equal to the *unit* (of the multiplicity semiring).

Not only every automaton is equivalent to a standard one, but a simple procedure, called ‘standardization’, transforms every automaton \mathcal{A} in an equivalent standard one. The difficulty in specifying standardization comes from the fact that on the one hand side a standard automaton is not necessarily proper nor accessible and on the other the initial function of a state may a priori be any polynomial.

The procedure goes as follows.

- (i) Add a new state s , make it initial, with initial multiplicity equal to the unit of the multiplicity semiring.
- (ii) For every initial state i of \mathcal{A} , with initial function $I(i)$, add a transition from s to i with label $I(i)$, and set $I(i)$ to $0_{\mathbb{K}}$ (the zero of the multiplicity semiring) — which is equivalent to say that i is *not initial anymore*.
- (iii) Suppress by a *backward closure* every *spontaneous transition* that has been created in (ii).

By *convention*, we consider that a transition from s to i is spontaneous if $I(i)$ is *scalar*, that is, if the support of $I(i)$, seen as a polynomial over A^* , is restricted to the identity 1_{A^*} .

(iv) Remove the former initial states of \mathcal{A} that are the destination of no incoming transition.

Comments: (a) Steps (iii) and (iv) are necessary to insure the following property:

The standardization of a standard automaton \mathcal{A} is isomorphic to \mathcal{A} .

(b) We say ‘by convention’ in (iii) as we could have chosen different policies without losing the above property (which is in the specification of **standardize**).

– A non-proper polynomial $I(i)$ could give rise to a spontaneous transition labelled with its constant term. We preferred not to do it in order to change as few things as possible.

– We could have decided to perform no closure as soon as there exists at least one initial function which is not scalar. We have preferred to have a choice which is more local to every initial state, but this is certainly disputable.

B.1.3 Operations on automata

A small sketch is worth a long speech.

Let $\mathcal{A} = \langle Q, A, E, \{i\}, T \rangle$ and $\mathcal{B} = \langle R, A, F, \{j\}, U \rangle$ be two standard automata:



B.1.3.1 union

Just the union of the two automata. It is a graph function indeed.

B.1.3.2 sum

Precondition: $a.xml$ and $b.xml$ are *standard* for the sum operation is defined only on standard automata.

Specification:

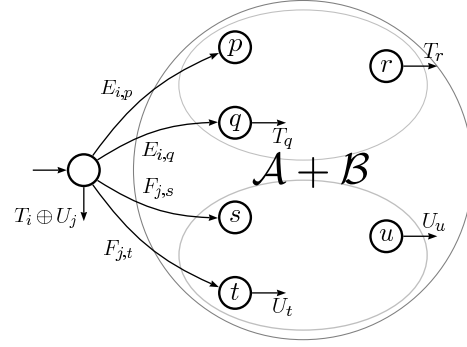
- The standard automaton $\mathcal{A} + \mathcal{B} = \langle Q \cup R \setminus \{j\}, A, G, \{i\}, V \rangle$ is defined as:

$\forall p, q \in Q \cup R \setminus \{j\},$

$$G_{p,q} = \begin{cases} E_{p,q} & \text{if } p, q \in Q \\ F_{p,q} & \text{if } p, q \in R \\ F_{j,q} & \text{if } p = i \text{ and } q \in R \\ 0_{\mathbb{K}} & \text{otherwise} \end{cases}$$

$\forall p \in Q \cup R \setminus \{j\},$

$$V_p = \begin{cases} T_i \oplus U_j & \text{if } p = i \\ T_p & \text{if } p \in Q \setminus \{i\} \\ U_p & \text{if } p \in R \end{cases}$$



B.1.3.3 concatenate

Precondition: *a.xml* and *b.xml* are standard for the concatenation operation is defined only on standard automata.

Specification:

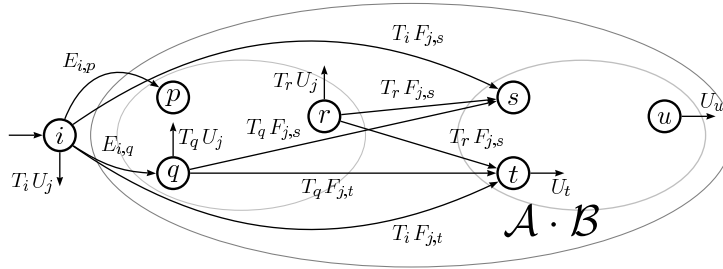
- The standard automaton $\mathcal{A} \cdot \mathcal{B} = \langle Q \cup R \setminus \{j\}, A, G, \{i\}, V \rangle$ is:

$\forall p, q \in Q \cup R \setminus \{j\},$

$$G_{p,q} = \begin{cases} E_{p,q} & \text{if } p, q \in Q \\ F_{p,q} & \text{if } p, q \in R \\ T_p F_{j,q} & \text{if } p \in Q \text{ and } q \in R \\ 0_{\mathbb{K}} & \text{otherwise} \end{cases}$$

$\forall p \in Q \cup R \setminus \{j\},$

$$V_p = \begin{cases} U_p & \text{if } p \in R \\ T_p U_j & \text{if } p \in Q \end{cases}$$



B.1.3.4 star

Precondition: *a.xml* is standard for the star operation is defined only on standard automata.

Specification:

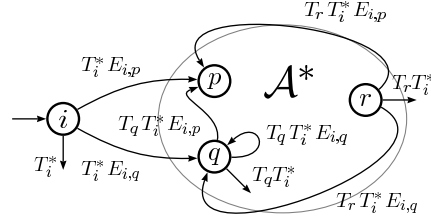
- The standard automaton $\mathcal{A}^* = \langle Q, A, E^{(*)}, \{i\}, T^{(*)} \rangle$ is:

$\forall p, q \in Q,$

$$E_{p,q}^{(*)} = \begin{cases} T_i^* E_{i,q} & \text{if } p = i \\ T_p T_i^* E_{i,q} \oplus E_{p,q} & \text{otherwise} \end{cases}$$

$\forall p \in Q,$

$$T_p^{(*)} = \begin{cases} T_i^* & \text{if } p = i \\ T_p T_i^* & \text{otherwise} \end{cases}$$



B.1.3.5 left-mult

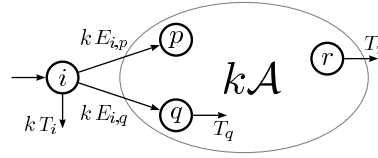
Precondition: *a.xml* is standard for the left ‘exterior’ multiplication operation is defined only on standard automata.

Specification:

- The standard automata $k\mathcal{A} = \langle Q, A, E^{(k.)}, \{i\}, T^{(k.)} \rangle$ is defined by:

$$\forall p, q \in Q, \quad E_{p,q}^{(k.)} = \begin{cases} k E_{p,q} & \text{if } p = i \\ E_{p,q} & \text{otherwise} \end{cases}$$

$$\forall p \in Q, \quad T_p^{(k.)} = \begin{cases} k T_p & \text{if } p = i \\ T_p & \text{otherwise} \end{cases}$$



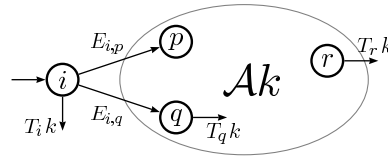
B.1.3.6 right-mult

Precondition: *a.xml* is standard for the right ‘exterior’ multiplication operation is defined only on standard automata.

Specification:

- The standard automata $\mathcal{A}k = \langle Q, A, E, \{i\}, T^{(k.)} \rangle$ is defined by:

$$\forall p \in Q, \quad T_p^{(k.)} = T_p k$$



B.1.4 From automata to expressions

VAUCANSON implements the *state elimination method* for computing the rational expression that denotes the behaviour of an automaton. The outcome of the algorithm depends upon the order in which the states are ‘eliminated’.

In VAUCANSON library, this order of states is given to the function as a second parameter called ‘chooser’. The `chooser` either runs over a list of states that is given explicitly, or implements a heuristics that computes at each step the next state to be suppressed. Two heuristics are implemented in the library: the *naïve heuristics* which is described below, and a variant of it which takes into account not only the number of transitions incident to every given state, but also the length of the expressions that label these transitions it is due to Delgado and Morais and described in [9].

Note that in any case and for a precise specification (in view of the derivation procedure in particular), one should specify the bracketting:

$$p \xrightarrow{F} q \xrightarrow{G} q \xrightarrow{H} r \quad \text{gives} \quad p \xrightarrow{(F \cdot G^*) \cdot H} r \quad (\text{B.1})$$

after the elimination of the state q .

B.1.4.1 The ‘naïve’ heuristics

(a) Make real the initial and final subliminal states i and t . From i to every initial state p , there is thus a transition with label $I(p)$. Dually, from every final state r to t , there is thus a transition with label $T(r)$.

- (b) For every state p (outside i and t) compute a two component index $(l(p), k(p))$:
- $l(p) = 1$ if p is the origin of a loop, $l(p) = 0$ otherwise;
 - $k(p) = [i(p) - 1][o(p) - 1]$ where $i(p)$ is the in-degree of p and $o(p)$ its out-degree.
 - Lexicographically order the states by their index.

- (c) While there remains states,
- choose the state q with smallest index,
 - remove it and replace the incoming and outgoing transitions according to (B.1),
 - recompute the index for those states that were adjacent to q .

- (d) Return the label of the transition from i to t .

B.2 Weighted automata and rational expressions over free monoids

B.2.2 Behaviour of automata

B.2.2.1 eval

As the automaton \mathcal{A} implemented by `a.xml` is supposed to be *realtime*, it is described by a representation (λ, μ, ν) . The coefficient of a word w in the series $|\mathcal{A}|$ realised by \mathcal{A} is $\lambda \cdot \mu(w) \cdot \nu$ (cf. [16, Sect. III.3]). The vector $\lambda \cdot \mu(w)$ is computed by induction on $\ell = |w|$, the length of w . The overall complexity of the algorithm is $O(\ell d^2)$ where d is the dimension of \mathcal{A} .

B.3 Automata and rational expressions on free monoids with weights in a field

B.3.1 Operations on automata

B.3.1.1 Reduction of representations over a field

Automata and representation

Any finite automaton over A^* with multiplicity in \mathbb{K} is equivalent to a *realtime* automaton \mathcal{A} with set of states Q : $\mathcal{A} = \langle I, E, T \rangle$ where I and T are vectors in \mathbb{K}^Q and E is a square matrix of dimension Q , whose entries are *linear combination* with coefficients in \mathbb{K} of *letters in A* . One can then write:

$$E = \sum_{a \in A} a\mu a$$

where every $a\mu$ is a square matrix of dimension Q with entries in \mathbb{K} . These matrices define a morphism μ from A^* into $\mathbb{K}^{Q \times Q}$, and for every w in A^* the coefficient of w in the series s realised by \mathcal{A} is $\langle s, w \rangle = I \cdot w\mu \cdot T$. The tuple (I, μ, T) is called a *representation* (of dimension Q) of s .

Rational series over a field

If \mathbb{K} is a *field* \mathbb{F} , for every \mathbb{F} -rational series s , there exists an integer r , called the *rank* of s which is the minimal dimension of any representation of s . A representation of minimal dimension is said to be *reduced*.

Theorem 1 (Schützenberger) *A reduced representation of a \mathbb{F} -rational series s is effectively computable from any representation of s .*

A reduced representation of a rational series is an object comparable to the minimal automaton of a rational language, to the extent it is not unique but defined up to a basis transformation within \mathbb{F}^Q . The theorem implies two \mathbb{F} -automata which realize s and t are equivalent if, and only if the reduced representation of the series $s - t$ is of dimension 0 and this is decidable.

The algorithm

A representation (I, μ, T) of dimension Q being given, the algorithm that underlies the theorem amounts to find a maximal prefix-closed subset P of A^* such that the vectors $I \cdot p\mu$ are independent (in \mathbb{F}^Q). Such set of vectors allows in turn to compute a new and equivalent representation, of dimension P . The substance of the theorem is that it is sufficient to perform this algorithm twice in a row, on the given representation and then on its transpose in order to get the reduced representation.

The elementary step in this algorithm is thus to determine whether a given vector belongs to a subspace generated by a set of given independent vectors and in the positive case to compute its coordinates in this system, that is to solve a system of linear equations. In order to reach the optimal complexity, and also to be able to treat the case of non-commutative fields (a case which does not appear in VAUCANSON 1.4), these systems are solved by an iterative method of Gaussian elimination.

B.5 Weighted automata over a product of two free monoids

B.5.2 Operations on transducers

B.5.2.2 composition, b-composition

The Composition Theorem, due to Elgot and Mezei (*cf.* [16]) is one of the basic results on rational relations and finite transducers. The composition algorithm described here has been presented in [5]. We describe first the algorithm that realises the **b-composition** and then the more sophisticated one that realises the **composition**.

Product of normalized transducers

We first consider two proper *normalized* transducers:

$$\mathcal{T} = \langle Q, A^* \times B^*, E, I, T \rangle \quad \text{and} \quad \mathcal{U} = \langle R, B^* \times C^*, F, J, U \rangle ,$$

that is, the transitions of \mathcal{T} are labelled in $A \times 1$ or in $1 \times B$ and those of \mathcal{U} are labelled in $B \times 1$ or in $1 \times C$.

The proof of the Composition Theorem is equivalent to the construction of the transducer

$$\mathcal{T} \bowtie \mathcal{U} = \langle Q \times R, A^* \times C^*, G, I \times J, T \times U \rangle$$

by the following rules.

- (i) If $(p, (a, 1), q) \in E$ then for all $r \in R$ $((p, r), (a, 1), (q, r)) \in G$.
- (ii) If $(r, (1, u), s) \in F$ then for all $q \in Q$ $((q, r), (1, u), (q, s)) \in G$.
- (iii) If $(p, (1, x), q) \in E$ and $(r, (x, 1), s) \in F$ then $((p, r), (1, 1), (q, s)) \in G$.

A next possible step is to eliminate the transitions with label $(1, 1)$ by means of a classical closure algorithm. Figure B.1 shows an example of such product, before and after the elimination of spontaneous transitions.

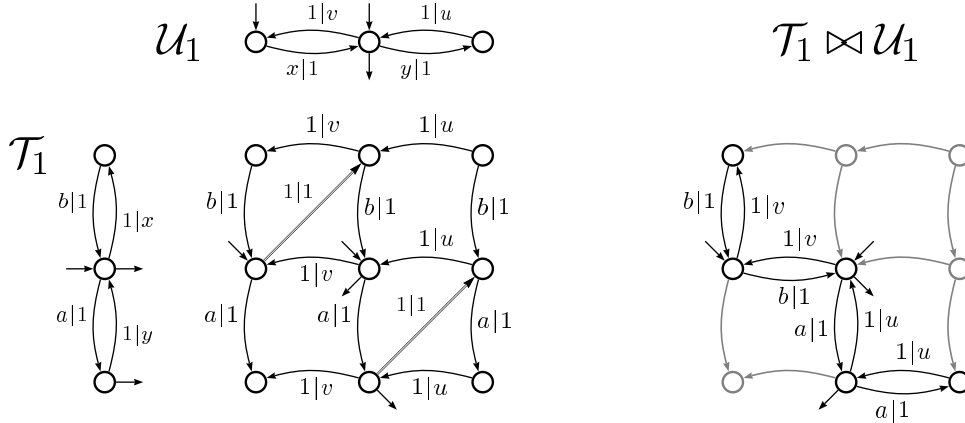


Figure B.1: Composition Theorem on Boolean transducers

Product of subnormalized transducers

This construction can easily be extended to *subnormalized* transducers, which are such that transitions are labelled in $\widehat{A} \times \widehat{B} \setminus (1, 1)$ where $\widehat{A} = A \cup \{1\}$. It amounts to replace (iii) by

(iii') If $(p, (a', x), q) \in E$ with $a' \in \widehat{A}$ and $(r, (x, u'), s) \in F$ with $u' \in \widehat{C}$
then $((p, r), (a', u'), (q, s)) \in G$.

In this form, it contains as a particular case the composition of letter-to-letter transducers.

Product of subnormalized transducers and composition

It is known that this construction, which works perfectly well for Boolean transducers, does not yields a transducer for the composition if the multiplicities are to be taken into account.

For instance, there is one path labeled (aa, y) in \mathcal{T}_1 and one path labeled (y, u) in \mathcal{U}_1 ; and there are *two* paths labeled (aa, u) in $\mathcal{T}_1 \bowtie \mathcal{U}_1$. Hence, $\mathcal{T} \bowtie \mathcal{U}$ does not realize the composition of the weighted relations realized by \mathcal{T} and \mathcal{U} .

Preparation of transducers for the composition

In order to have a product of transducers that realises the weighted composition, we perform a preliminary operation on both operands that distinguishes between transitions and the take advantage of this supplementary information in order to suppress some transitions in the product.

The construction on \mathcal{T} and \mathcal{U} can be described as follows:

- (a) Split the states of \mathcal{T} and their *outgoing* transitions in such a way they are labeled either in $(A \times 1)$ — black states — or in $\widehat{A} \times B$ (or the state is final) — white states; the incoming transitions are duplicated on split states. This is transducer \mathcal{T}' .
- (b) Split the states of \mathcal{U} and their *incoming* transitions in such a way they are labeled either in $(1 \times C)$ — black states — or in $B \times \widehat{C}$ (or the state is initial) — white states; the outgoing transitions are duplicated on split states. This is transducer \mathcal{U}' .
- (c) Apply the preceding algorithm [steps (i), (ii) and (iii')] to \mathcal{T}' and \mathcal{U}' in order to build $\mathcal{T}' \bowtie \mathcal{U}'$.
- (d) Delete the black-black states (every state in $\mathcal{T}' \bowtie \mathcal{U}'$ is a pair of states).
- (e) Trim and eliminate the transitions with label $(1, 1)$ by classical closure.

Figure B.2 shows the construction applied to \mathcal{T}_1 and \mathcal{U}_1 .

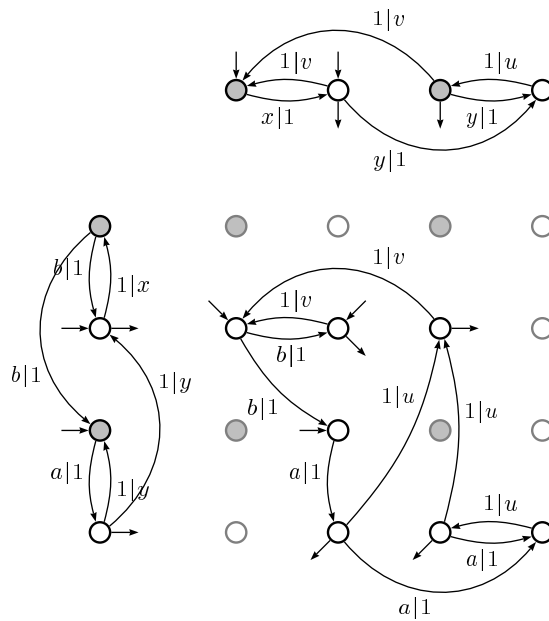


Figure B.2: A composition that preserves multiplicity

Index

- ?, 20
- #, 36, 37
- \$?, 27
- ._e, 36
- ._z, 36

- A, 21
- a, 21, 40
- accessible, 47
- alphabet, 21, 31, 40
- alphabet1, 21
- alphabet2, 21
- are-equivalent, 69, 75
- are-equivalent-E, 69
- argument, *see* convention
- aut-to-exp, 12, 55, 62
- aut-to-exp-DM, 55
- aut-to-exp-S0, 55
- automata
 - repository, 39
- automaton
 - accessible part of an -, 47, 64
 - deterministic -, 72
 - Glushkov -, 63
 - position -, 63
 - proper -, 49
 - standard -, 63
 - Thompson -, 32
 - trim -, 72
 - unambiguous, 60
 - universal -, 75

- B, 28
- b-composition, 85
- bench, 28
- bench-plot-output, 28
- binom, 67
- binomial coefficient, 67
- Boost, 7

- cat, 39
- cat-E, 31, 40, 80
- chain, 53
- characteristic, 61
- coaccessible, 47
- complement, 72
- complete, 71
- is-complete, 70
- composition, 85
- composition-R, 87
- CONCAT, *see* token, 37
- concatenate, 52
- condition
 - scalar end-function, 43, 59, 61, 82
- convention
 - two argument -, 51
- CPAR, *see* token
- CWEIGHT, *see* token

- D, 28
- data, 39
- derived-term, 78
- is-deterministic, 72
- determinize, 72
- display, 40
- divkbaseb-char-b, 18
- domain, 84
- w-domain, 85
- dot, *see* format, 26
- dotty, 26

- e, 36
- edit, 20, 40, 82
- enumerate, 74
- epsilon, *see* transition
- eval, 12, 62, 87
- eval-S, 62
- evaluation, 87
- exp, *see* format

exp-to-aut, 20, 23, 56, 80
 expand, 35, 42, 56, 66, 67
 --export-time-dot, 28
 --export-time-xml, 28
 expression
 reduced, 30, 40

 factor, 74
 field, 68
 first-projection, 88
 format
 dot, 24
 exp, 24
 fpexp, 24, 32
 fsm, 24, 40
 xml, 24, 40
 fpexp, *see* format
 fsm, *see* format

 Graphviz, 40
 Graphviz, 8, 26

 --help, 20, 27

 -i, 25, 40, 87
 image, 84
 w-image, 85
 infiltration, *see* product
 infiltration, 67
 --input, 25
 internal, *see* pipe
 intersection, 75
 inverse, 80
 is-empty, 27, 48
 is-unambiguous, 60
 is-useless, 48

 -L, 20
 -l, 20
 left-mult, 52
 letter-to-letter, *see*transducer83
 letterize, 58
 --list-all-commands, 20
 --list-automata, 18, 20
 --list-commands, 20
 is-ltl, 83
 ltl-to-pair, 83

 minimize, 73

Ncurses, 7

 -O, 28
 -o, 25, 40, 87
 ONE, *see* token
 OPAR, *see* token
 OPENFST, 25
 OpenFST, 24
 --output, 25
 OWEIGHT, *see* token

 -P, 36
 -p, 36
 pair-to-fmp, 88
 --parser, 36
 --parser1, 36
 --parser2, 36
 partial-identity, 60
 pipe
 internal -, 14, 17, 61
 shell -, 13
 PLUS, *see* token
 power, 62, 65
 predefined alphabets, 21
 prefix, 73
 product
 Cauchy -, 52, 54
 Hadamard -, 52
 infiltration -, 67
 shuffle -, 65
 product, 52, 64
 product-S, 54
 is-proper, 48
 proper, 49, 63

 -Q, 36
 quotient, 22, 63

 radix ordering, 74
 rational
 expression, 29
 operator, 29
 realtime, 62, 64, 65
 is-realtime, 59
 realtime, 59
 reduce, 68
 reduced expression, *see* expression
 --report-time, 28

repository, *see* automata
 right-mult, 53

 second-projection, 88
 shortest, 75
 shuffle, *see* product
 shuffle, 65
 SPACE, *see* token, 38
 spontaneous, *see* transition
 is-standard, 50
 standard, 63
 standardize, 50
 STAR, *see* token
 star, 52
 star-alphabet, 63, 64
 star-S, 55
 state elimination method, 55, 105
 subnormalize, 82
 subnormalized, *see* transducer82
 is-subnormalized, 82
 subword, 67
 suffix, 73
 sum, 51
 sum-S, 54
 support, 61

 -T, 28
 terminal state, 72
 Thompson, *see* automaton
 thompson, 32, 63
 TIMES, *see* token, 37
 token
 CONCAT, 36
 CPAR, 36
 CWEIGHT, 36
 ONE, 36
 OPAR, 36
 OWEIGHT, 36
 PLUS, 36
 SPACE, 36
 STAR, 36
 TIMES, 36
 ZERO, 36
 transducer, 80
 letter-to-letter -, 83
 subnormalized -, 82, 85
 transition
 epsilon -, 49
 spontaneous -, 49
 transpose, 59
 is-trim, 47
 trim, 47
 trivial identities, 30

 union, 51
 universal,
 see automaton75
 universal, 75
 --usage, 20

 -V, 20
 -v, 25, 27
 --verbose, 25, 27
 VERBOSE_DEGREE, 28
 --version, 20
 VGI, 40

 writing data, 34, 36

 -X, 28
 Xerces, 7
 xml, *see* format

 z, 36
 ZERO, *see* token